

Data Mode ?

Go to Text Only

← ارشيف الاناتومي



Like



Comment



Saed N Dalaen ▶ ارشيف الاناتومي



Mar 5, 2020 · 🌐

Horizontal line شو بقسم

اتوقع righ lung

Raghad Amr

8 comments



Like



Comment



Respond ▼



Data Mode ?

Go to Text Only

← ارشيف الاناتومي



Feras Al-Najjar ▶ ارشيف الاناتومي



Mar 5, 2020 · 🌐

Addipose tissue
- lip

4

1 comment



Like



Comment



Saed N Dalaen ▶ ارشيف الاناتومي



Mar 5, 2020 · 🌐

عدد tendon ٩

على ما اضمن 😂



Raghad Amr and 4 others



Like



Comment



Saed N Dalaen ▶ ارشيف الاناتومي



Mar 5, 2020 · 🌐

Horizontal line -



Respond ▾





Amro Suhimat
Radial

2y Like Reply



رفايدة صرايرة
radial لا

2y Like Reply 1



Moath Alharasis
Radial

2y Like Reply



Rama ShAmyleh
تأكدو من الدك

2y Like Reply



Moath Alharasis
Rama ShAmyleh اكيذ Radial لانه
كاملة brachioradialis بغذي ال
lateral portion of the brachialis وال

2y Like Reply 1



Rama ShAmyleh
ال MCN بغذي ال brachialis و ال lateral
side of forearm الموجود فيها ال
 brachioradualis

2y Like Reply



Rama ShAmyle...
ساجدة سعيد أمين المقابلة



احمد الكعبي
Radial

2y Like Reply



MoHammaD IbraHem RbabAa
Median

2y Like Reply

Write a comment...

Data Mode ?

Go to Text Only

← ارشيف الاناتومي



Like



Comment



Tala Sarayreh ▶ ارشيف الاناتومي



Mar 5, 2020 · 🌐

The number of muscles of the six compartments = Nine



ساجدة سعيد أمين المقابلة and 5 others



Like



Comment



Rama ShAmyleh ▶ ارشيف الاناتومي



Mar 5, 2020 · 🌐

The nerve which innervate the brachialis and brachioradialis muscles



هاذ واحد من الاسئلة اللي بتقطع الخميرة من السوق



4

9 comments



Respond ▼



Data Mode ?

Go to Text Only

← ارشيف الاناتومي



Tala Sarayreh ▶ ارشيف الاناتومي



Mar 5, 2020 · 🌐

Which of the following muscles inserted in the coracoid process

*Answer : pectoralis minor

👍 Omyma Anwar and 6 others



Like



Comment



Shukri AlOmari ▶ ارشيف الاناتومي



Mar 5, 2020 · 🌐

The most associated muscle with flexor retinaculum when flexor retinaculum is damaged:

Palmaris longus?

صيغة السؤال كانت زي هيك تقريباً..

👍 1

10 comments



Like



Comment

Respond ▼



Data Mode ?

Go to Text Only

← ارشيف الاناتومي



Tala Sarayreh ▶ ارشيف الاناتومي



Mar 5, 2020 · 🌐

Which of the following muscles inserted in the coracoid process

*Answer : pectoralis minor

👍 Omyma Anwar and 6 others



Like



Comment



Shukri AlOmari ▶ ارشيف الاناتومي



Mar 5, 2020 · 🌐

The most associated muscle with flexor retinaculum when flexor retinaculum is damaged:

Palmaris longus?

صيغة السؤال كانت زي هيك تقريباً..

👍 1

10 comments



Like



Comment

Respond ▼



Data Mode ?

Go to Text Only

← ارشيف الاناتومي



Like



Comment



Tala Sarayreh ▶ ارشيف الاناتومي



Mar 5, 2020 · 🌐

Medial cord gives five branches four of them contain medial word the last one is ?

#Ulnar_nerve

صيغة السؤال تقريبا مش حرفي



Renad Mawajdeh and 3 others

1 comment



Like



Comment



Shukri AlOmari ▶ ارشيف الاناتومي



Mar 5, 2020 · 🌐

Spasms in scalenus anterior muscles is most likely an injury of which part of brachial plexus?

مش متأكد بس حطيتها Root



1

12 comments



Like



Comment

Respond ▾



Data Mode ?

Go to Text Only

← ارشيف الاناتومي



ارشيف الاناتومي ▶ رفيدة صرايرة

...

Mar 5, 2020 · 🌐

Which of these muscle olecranon process act as attachment for it ?

Anncunas

Flexor carpi ulnaris

Triceps muscle

A+B+C

👩 فيه خيار ثالث ناسيته
*يلي بعرف الإجابة يفيدنا ..

👍 1

7 comments

👍 Like

💬 Comment



Shukri AlOmari ▶ ارشيف الاناتومي

...

Mar 5, 2020 · 🌐

Arm muscle that does medial rotation of humerus:

Pectoralis major

👍 Raghad Amr and 5 others

1 comment

👤 Respond ▾

...



Data Mode ?

Go to Text Only

← ارشيف الاناتومي



Raghad Amr ▶ ارشيف الاناتومي



Mar 5, 2020 · 🌐

All of these are innervated by two nerves except?

Flexor digitorum superficialis ✓

Flexor digitorum profundus

Brachialis

Lumbricals

Pectoralis major

👍 Omyma Anwar and 7 others

5 comments



Like



Comment



Raghad Amr ▶ ارشيف الاناتومي



Mar 5, 2020 · 🌐

Which muscle separates the axillary artery into three parts?

Pectoralis minor

(مش نفس الصيغة)

👍👍 Renad Mawajdeh and 7 others

3 comments

👤 Respond ▼



Data Mode ?

Go to Text Only

← ارشيف الاناتومي



Like



Comment



Renad Mawajdeh ▶ ارشيف الاناتومي ...

Mar 5, 2020 · 🌐

شو ال vessel اللي بينقل الدم المؤكسد من ال lung
لل heart

Pulmonary vein



Heba AL-Sarayrah and 5 others



Like



Comment



Raghad Amr ▶ ارشيف الاناتومي ...

Mar 5, 2020 · 🌐

Axillary nerve is a direct branch of?
Posterior cord

معظم الاسئلة اللي زي هيك اجت عن ال posterior cord



Renad Mawajdeh and 5 others

1 comment



Like



Comment


Respond ▾



Data Mode ?

Go to Text Only

← ارشيف الاناتومي



Renad Mawajdeh ▶ ارشيف الاناتومي ...

Mar 5, 2020 · 🌐

ال lumbrical شو ال action تاها

Flex the metacarpophalangeal & extend
interphalangeals



2



Like



Comment



Raghad Amr ▶ ارشيف الاناتومي ...

Mar 5, 2020 · 🌐

Which muscle forms the anterior axillary fold?
Pectoralis major

هلا طبعا في عضلات تانية قدام ال axilla بس ما كانوا
من الخيارات



Renad Mawajdeh and 3 others



Like



Comment



Respond ▼



...




Data Mode ?

Go to Text Only

← ارشيف الاناتومي


 Like Comment

Raghad Amr ▶ ارشيف الاناتومي

Mar 5, 2020 · 

Which of the following is true about veins in the upper limb?


Cephalic vein pierces the clavipectoral fascia and enters the axillary vein

 Alia Kablan

14 comments



 Like Comment

Raghad Amr ▶ ارشيف الاناتومي



Mar 5, 2020 · 

Where do lymph vessels from the medial quadrants of the breast drain?

Internal thoracic group

  Renad Mawajdeh and 4 others


2 comments

 Like Comment

Data Mode ?

Go to Text Only

← ارشيف الاناتومي



Like



Comment



Renad Mawajdeh ▶ ارشيف الاناتومي ...

Mar 5, 2020 · 🌐

addactor pollicis muscle لل innervation ال

deep branch of the ulnar nerve



1

3 comments



Like



Comment



Sara Almasri ▶ ارشيف الاناتومي ...

Mar 5, 2020 · 🌐

left side at intercostal سؤال انه واحد انطعن عند

space lateral to sternum

Which part of the heart will be affected


يعرفش الجواب بس كان من ضمن الخيارات left

ventricle / right ventricle / aortic arch



Renad Mawajdeh

18 comments



Like



Comment

Respond ▾



Data Mode ?

Go to Text Only

← ارشيف الاناتومي



Mar 5, 2020 · 🌐

في سؤالين اجوا عن ال Lumbricals اذا جاوبت الاول
بتعرف الثاني

What muscles flex metacarpophalanges joints
and extend interphalanges?
Lumbrical muscles

What is the action of lumbrical muscles?
اللي هو السؤال اللي فوق



Rama ShAmyleh and 5 others

4 comments



Like



Comment



Renad Mawajdeh ▶ ارشيف الاناتومي ...

Mar 5, 2020 · 🌐

سسؤال عن الاشبي الصح بخصوص ال interossi muscles

كان في هيك شي؟؟

3 comments



Like



Comment

Respond ▾



Data Mode ?

Go to Text Only

← ارشيف الاناتومي




Renad Mawajdeh ▶ ارشيف الاناتومي ...

Mar 5, 2020 · 🌐

Supraglenoid tubrclc
biceps brachii ال origin

👍 Alia Kablan and 4 others

1 comment



Like



Comment



Sara Almasri ▶ ارشيف الاناتومي ...

Mar 5, 2020 · 🌐

The following muscles have dual nerve supply
except

- flexor digitorum superficialis
- brachialis
- flexor digitorum profundus
- lumbricals

الجواب flexor digitorum superficialis

👍 Rama ShAmyleh and Renad Mawajdeh



Like



Comment

? Respond ▼



Data Mode ?

Go to Text Only

← ارشيف الاناتومي



Renad Mawajdeh ▶ ارشيف الاناتومي ...


Mar 5, 2020 · 🌐

اي head من ال Triceps يكون posterior



1

1 comment



Like



Comment



Sara Almasri ▶ ارشيف الاناتومي ...

Mar 5, 2020 · 🌐

The extensor muscles of forearm are related to which part of cords in brachial plexus ?

- posterior cord
- median cord

الجواب posterior لانه ال extensor of forearm تابعين
لل radial nerve يلي هو بيطلع من posterior cord



Raghad Amr and 7 others



Like



Comment



Renad Mawajdeh ▶ ارشيف الاناتومي ...

Mar 5, 2020 · 🌐

Respond ▼



Data Mode ?

Go to Text Only

← ارشيف الاناتومي

Like

Comment



Omyma Anwar ▶ ارشيف الاناتومي



Mar 5, 2020 · 🌐

في سؤال عن الartery اللي يغذي snuff box ???
 بتوقع الartery superficial arch of ulnar 🙋



Renad Mawajdeh

7 comments

Like

Comment



Renad Mawajdeh ▶ ارشيف الاناتومي



Mar 5, 2020 · 🌐

الاشي الصح بخصوص الpronator teres

Lateral border of pronator teres is medially to
 cubital fossa

8 comments

Like

Comment



Renad Mawajdeh

Respond ▼



Data Mode ?

Go to Text Only

← ارشيف الاناتومي



Raghad Amr ▶ ارشيف الاناتومي



Mar 5, 2020 · 🌐

All these are superficial to the flexor
retinaculum except?

Palmar cutaneous branch of median

Palmar cutaneous branch of ulnar

Flexor pollicis longus ✓

Palmaris longus

Ulnar nerve

مش متأكدة من آخر خيارين اذا هيك او لا

👍 ساجدة سعيد أمين المقابلة and 7 others



Like



Comment



Renad Mawajdeh ▶ ارشيف الاناتومي



Mar 5, 2020 · 🌐

brachial artery ال يكون medial بالنسبة لل
in cubital fossa



حطيت median nerve


? Respond ▼



Data Mode ?

Go to Text Only

← ارشيف الاناتومي



Like



Comment



Raghad Amr ▶ ارشيف الاناتومي



Mar 5, 2020 · 🌐

What artery passes through the anatomical snuff box?

Radial artery

👍❤️ ساجدة سعيد أمين المقابلة and 8 others

1 comment



Like



Comment



Raghad Amr ▶ ارشيف الاناتومي




Mar 5, 2020 · 🌐

What nerve passes through the carpal tunnel?

Median nerve

👍❤️ ساجدة سعيد أمين المقابلة and 5 others



Like



Comment



Raghad Amr ▶ ارشيف الاناتومي



👍❤️ Respond ▼



Data Mode ?

Go to Text Only

← ارشيف الاناتومي



Like



Comment



Renad Mawajdeh ▶ ارشيف الاناتومي ...

Mar 5, 2020 · 🌐

الaxillary nerve من اي cord

Posterior cord



Rama ShAmyleh and 4 others

2 comments



Like



Comment



Renad Mawajdeh ▶ ارشيف الاناتومي ...


Mar 5, 2020 · 🌐

سؤال عن الانشبي الخطأ بخصوص الlateral cord

بظن الجواب have branch for lateral arm



Raghad Amr and 3 others



Like



Comment




Respond ▼



Data Mode ?

Go to Text Only

← ارشيف الاناتومي



Like



Comment



Raghad Amr ▶ ارشيف الاناتومي



Mar 5, 2020 · 🌐

Which of the following is true about pronator teres?

- It is the most lateral of the flexor superficial muscles of the forearm ✓
- its medial border forms the medial border of cubital fossa

ناسية باقي الخيارات بس متذكرة الثاني عشانه بخربط

**تعديل مهم: في كان خيار ثاني صح، فمش عارفة شو اللي رح ينحسب

The median nerve passes between its two heads

انا شخصيا شايفة الجوابين منطقيين ١٠٠% بس اخوي دكتور بحكي لي الخيار اللي تحت أدق 🧐



Renad Mawajdeh and 5 others

Respond ▼



Data Mode ?

Go to Text Only

← ارشيف الاناتومي



Raghad Amr ▶ ارشيف الاناتومي



Mar 5, 2020 · 🌐

Brachial plexus is formed from?

C5 - T1 Ventral rami ✓

باقي الخيارات نفس الارقام بس كانوا

Ventral roots

Dorsal roots

Dorsal rami

Spinal nerves



Renad Mawajdeh and 7 others

3 comments



Like



Comment



Renad Mawajdeh ▶ ارشيف الاناتومي




Mar 5, 2020 · 🌐

سؤال عن الaxillary tail of the breast مش عارفه شو

بصير شو العقد الليمفاويه اللي بتتأثر 🙋🙋🙋🙋🙋

5 comments



Like



Comment

Respond ▾



Data Mode ?

Go to Text Only

← ارشيف الاناتومي



Renad Mawajdeh ▶ ارشيف الاناتومي ...

Mar 5, 2020 · 🌐

سؤال اي من bones م بتكون attachment لل flexor
retinaculum او هيكل شي

4 comments



Like



Comment



Raghad Amr ▶ ارشيف الاناتومي ...

Mar 5, 2020 · 🌐

In a patient with cancer in the axillary tail of
the breast, which lymph nodes are affected?
Pectoral nodes



Renad Mawajdeh and 6 others

7 comments



Like



Comment



Raghad Amr ▶ ارشيف الاناتومي ...

Mar 5, 2020 · 🌐

Respond ▾



Data Mode ?

Go to Text Only

← ارشيف الاناتومي



Like



Comment



Sulieman Mazahreh ▶ ارشيف



الاناتومي

Mar 5, 2020 · 🌐

في اشفي extends the shoulder مش متذكر شو كان
السؤال
و الخيارات كان فيها middle deltoid fibre شو جوابه
هاد؟

23 comments



Like



Comment



Shukri AlOmari ▶ ارشيف الاناتومي



Mar 5, 2020 · 🌐

Base of the heart contains: left atria?

Raghad Amr and 4 others



Like



Comment

Respond ▼



Data Mode ?

Go to Text Only

← ارشيف الاناتومي



Like



Comment



Raghad Amr ▶ ارشيف الاناتومي



Mar 5, 2020 · 🌐

ال respiratory system بس اجى عليه ٣ اسئلة حسب ما بتذكر، بس مش متذكرا الصياغة الدقيقة الهم

What is the layer that covers the lungs directly
Visceral pleura

What is the layer in between the lungs?
Mediastinal pleura

What does the horizontal fissure separate?
The right middle lobe and the right upper lobe



Renad Mawajdeh and 5 others

3 comments



Like



Comment



Sulieman Mazahreh ▶ ارشيف الاناتومي



Respond ▼



Data Mode ?

Go to Text Only

← ارشيف الاناتومي

Median nerve

 Renad Mawajdeh and 4 others

Like



Comment



Raghad Amr ▶ ارشيف الاناتومي



Mar 5, 2020 · 🌐

Which of these bones is the flexor retinaculum not attached to?

Triquetral ✓

Hamate

Pisiform

Scaphoid

Trapezium

 Renad Mawajdeh and 8 others

Like



Comment



Raghad Amr ▶ ارشيف الاناتومي



Mar 5, 2020 · 🌐

respiratory system . اسئلة حسب ما احب عليه 3 اسئلة حسب ما


Respond ▼



Data Mode ?

Go to Text Only

← ارشيف الاناتومي



Like



Comment



Raghad Amr ▶ ارشيف الاناتومي



Mar 5, 2020 · 🌐

If a patient cannot extend the wrist or forearm, which part of the arm would have no sensory function?

(طبعا الصياغة كثير غير بس المهم المبدأ)

Posterior forearm

👍 and 6 others



Like



Comment



Raghad Amr ▶ ارشيف الاناتومي




Mar 5, 2020 · 🌐

If a patient cannot pronate her arm, what nerve is most likely injured?

Median nerve

👍👍 Renad Mawajdeh and 4 others



Like



Comment

Respond ▼



Data Mode ?

Go to Text Only

← ارشيف الاناتومي



Like



Comment



Raghad Amr ▶ ارشيف الاناتومي



Mar 5, 2020 · 🌐

Which muscle abducts the wrist?
Flexor carpi radialis

في سؤال كان هيك ولا بتهيألي يا جماعة؟



Renad Mawajdeh and 7 others

3 comments



Like



Comment



Raghad Amr ▶ ارشيف الاناتومي



Mar 5, 2020 · 🌐

Which muscle flexes the wrist, metacarpals,
proximal phalanges and distal phalanges?
Flexor digitorum profundus

الكلمة المهمة هي distal phalanges لو ما كانت موجودة
بتكون اشئ تاني



Renad Mawaideh and 6 others



Respond ▼



Data Mode ?

Go to Text Only

← ارشيف الاناتومي



Like



Comment



Sulieman Mazahreh ▶ ارشيف

الاناتومي

Mar 5, 2020 · 🌐

compartments of 6 muscles في سؤال عن عدد ال
الذراع the forearm
اتوقع همه 9

Raghad Amr and 4 others

6 comments



Like



Comment




Shukri AlOmari ▶ ارشيف الاناتومي

Mar 5, 2020 · 🌐

Which muscle can supinate the forearm and
flex the elbow: Biceps brachii?

Raghad Amr and 7 others



Like



Comment



Respond ▼



Data Mode ?

Go to Text Only


← ارشيف الاناتومي

 Anood Al-ma'aitah and 3 others Like Comment


Shukri AlOmari ▶ ارشيف الاناتومي

Mar 5, 2020 · 

Ulnar and radial arteries are branches of:
Brachial artery?


 Raghad Amr and 7 others Like Comment

Raghad Amr ▶ ارشيف الاناتومي


Mar 5, 2020 · 

Which nerve innervates both the Brachialis and
brachioradialis?

Radial nerve

 Renad Mawajdeh and 5 others

1 comment

 Like Comment Respond ▾

Data Mode ?

Go to Text Only

← ارشيف الاناتومي



Shukri AlOmari ▶ ارشيف الاناتومي



Mar 5, 2020 · 🌐

كان في سؤال هسه تذكرته بطلب منك العبارة الغلط واعتقد
كان جوابه:

Palmar interossei muscle does abduction?

👍 Renad Mawajdeh and 1 other



Like



Comment



Raghad Amr ▶ ارشيف الاناتومي



Mar 5, 2020 · 🌐

What muscle attaches to the infraglenoid
cavity?

Long head of triceps

مش متذكرة اذا كان هيك او كان مكتوب اسم العضلة و
مطلوب ال attachment

👍❤️ Anood Al-ma'aitah and 3 others



Like



Comment


Respond ▼



Data Mode ?

Go to Text Only

← ارشيف الاناتومي



Like



Comment



Raghad Amr ▶ ارشيف الاناتومي



Mar 5, 2020 · 🌐

Which nerve lies posteriorly to the medial epichondyle?

Ulnar nerve

👍 Renad Mawajdeh and 4 others



Like



Comment



Raghad Amr ▶ ارشيف الاناتومي



Mar 5, 2020 · 🌐

Which nerve lies medially to the Brachial artery in the cubital fossa?

Median nerve

👍❤️ Renad Mawajdeh and 3 others



Like



Comment

Respond ▾



Data Mode ?

Go to Text Only

← ارشيف الاناتومي



Like



Comment



Raghad Amr ▶ ارشيف الاناتومي



Mar 5, 2020 · 🌐

Which of the following is true about adductor pollicis?

Fully innervated by ulnar nerve

ناسية الخيارات، مين متذكرهم؟

👍 Renad Mawajdeh and 4 others

3 comments



Like



Comment



Raghad Amr ▶ ارشيف الاناتومي




Mar 5, 2020 · 🌐

Which muscle attaches to the humerus superior to the radial groove?

Lateral head of triceps

👍❤️ Anood Al-ma'aitah and 7 others



Like



Comment

👤 Respond ▾



Data Mode ?

Go to Text Only

← ارشيف الاناتومي



Like



Comment



Raghad Amr ▶ ارشيف الاناتومي



Mar 5, 2020 · 🌐

What is the deepest skin appendage?
Sweat glands



Anood Al-ma'aitah and 7 others



Like



Comment



Raghad Amr ▶ ارشيف الاناتومي



Mar 5, 2020 · 🌐

Which artery supplies the deep extensors of the
forearm?

Posterior interosseous artery



Omyma Anwar and 7 others

2 comments



Like



Comment

Respond ▼



Data Mode ?

Go to Text Only

← ارشيف الاناتومي



Raghad Amr ▶ ارشيف الاناتومي



Mar 5, 2020 · 🌐

Which of these does not contain hair follicles?

Labia minora ✓

Dorsal of hand

Dorsal of feet

آخر اثنين ممكن يخربطوا، بس غلط عشان لازم palmar



Anood Al-ma'aitah and 10 others

3 comments



Like



Comment



Raghad Amr ▶ ارشيف الاناتومي



Mar 5, 2020 · 🌐

Which of these contains adipose tissue?

Auricle of ear

Eyelids

Penis and scrotum

Clitoris

Lip ✓



Renad Mawajdeh and 6 others

2 comments

Respond ▼



Data Mode ?

Go to Text Only

← ارشيف الاناتومي



Raghad Amr ▶ ارشيف الاناتومي



Mar 5, 2020 · 🌐

Sebum is?
Oily material

هاد آخر سؤال متذكريته 😊



Anood Al-ma'aitah and 9 others



Like



Comment



Raghad Amr ▶ ارشيف الاناتومي



Mar 5, 2020 · 🌐

Where is the insertion of triceps brachii?
Olecranon

في سؤال تحت نفس المبدأ تقريبا



Anood Al-ma'aitah and 7 others



Like



Comment

Respond ▼



Data Mode ?

Go to Text

← ارشيف الاناتومي



Like



Comment



Raghad Amr ▶ ارشيف الاناتومي



Mar 5, 2020 · 🌐

Sebum is?
Oily material

هاد آخر سؤال متذكركته 😊



Anood Al-ma'aitah and 9 others



Like



Comment



Raghad Amr ▶ ارشيف الاناتومي



Mar 5, 2020 · 🌐

Where is the insertion of triceps brachii?
Olecranon

في سؤال تحت نفس المبدأ تقريبا



Anood Al-ma'aitah and 7 others



Respond ▾



Data Mode ?

Go to Text

← أرشيف الاناتومي

RECENT ACTIVITY



Raghad Amr ▶ أرشيف الاناتومي



Mar 5, 2020 · 🌐

في كمان سؤالين ذكرتي فيهم Jumana Wael Khreisat

Which part of the hand does the Palmar cutaneous branch of the median nerve supply?
Lateral two thirds of the palm

The median nerve supplies the thenar compartment of the hand and the lumbrical muscles that supply which fingers?
Index and middle

(الصيغة مختلفة كانت للسؤالين بس المهم المبدأ)



Renad Mawajdeh and 2 others



Like



Comment