


**MCQ's**  
**in**  
**Medical Parasitology**

By

**Dr. Khairy Abdel Hamid Mohammad**

**Professor of Medical Parasitology**



**Faculty of Medicine for Boys (Cairo)**

**Al Azhar University**

بِسْمِ اللَّهِ الرَّحْمَنِ الرَّحِيمِ

"قَالُوا سُبْحَانَكَ لَا عِلْمَ لَنَا إِلَّا مَا عَلَّمْتَنَا إِنَّكَ أَنْتَ الْعَلِيمُ الْحَكِيمُ"

صدق الله العظيم

سورة البقرة الآية (٣٢)

بِسْمِ اللَّهِ الرَّحْمَنِ الرَّحِيمِ  
(( يَا أَيَّتُهَا النَّفْسُ الْمُطْمَئِنَّةُ (٢٧) ارْجِعِي إِلَىٰ رَبِّكِ رَاضِيَةً مَرْضِيَّةً (٢٨)  
فَادْخُلِي فِي عِبَادِي (٢٩) وَادْخُلِي جَنَّاتِي (٣٠) ))

"صدق الله العظيم"

سورة المجر: الآيات ( ٢٧ ، ٢٨ ، ٢٩ ، ٣٠ )

### إهداء

"إلى روح زوجتي الحبيبة"

إلى روح اشتقت لها و هي تحت التراب

مرت الأيام و توالى الشهور ..

ومرّت الروح تتلفض عند ذكراك .. تشتاق لكم العيون وتدمع على فراقكم .. أصبحت حياتنا موجشة وذلك لما تركتبه من فراغ كبير في حياتنا .. ولقد كان لفقدانك أثر كبير علينا فأنصدمنا وتأثرنا وبكىنا وبقيت ذكراك محفورة في ذاكرتنا اليومية.

علينا ان نعلم ونقر أنك في مكان أفضل من الدنيا و أنك سعيدة وفي راحة في الجنان تتنعمين بنعيم الجنة

اللهم اجزها غنا خير الجزاء وتقبلها في الصالحين"

**Helminthology MCQ**

**Trematodes**

1. Parasitism means relation between two animals in which
  - A. Two partners are harmed.
  - B. Two partners are benefited.
  - C. One partner benefited and the other not.
  - D. One partner benefited and the other harmed.
  
2. Mutualism means relation between two animals in which:
  - A. Two partners are harmed.
  - B. Two partners are benefited.
  - C. One partner benefited and the other not.
  - D. One partner benefited and the other harmed.
  
3. Commensalism means relation between two animals in which:
  - A. Two partners are harmed.
  - B. Two partners are benefited.
  - C. One partner benefited and the other not.
  - D. One partner benefited and the other harmed.
  
4. As regarding Effects of the parasites on the host which one of the following is wrong:
  - A. Provide the host with essential substance.
  - B. Depriving the host of essential substance .
  - C. Mechanical effects of parasites on the host .
  - D. Toxic and allergy effect.
  
5. Endoparasite refers to parasite which lives: ???
  - A. Inside the host.
  - B. On outer surface of the host
  - C. Under the host .
  - D. All of above.
  
6. Which one of the following Trematodes have separate sexes?
  - A. *Paragonimus westermani*
  - B. *Heterophys heterophys*
  - C. *Schistosoma spp.*
  - D. *Fasciola spp.*

7. Which one of the following Trematodes inhabit the liver

- A. *Paragonimus westermani*
- B. *Heterophys heterophys*
- C. *Schistosoma spp.*
- D. *Fasciola spp.*

8. Mode of transmission of *Fasciola sp.* is by:

- A. Ingestion of under cooked crabs harbouring the metacercariae
- B. Ingestion of metacercariae found in edible aquatic plants
- C. Ingestion of metacercariae found in under cooked fish
- D. Penetration of skin by furcocercus cercaria

9. Which one of the following is used for diagnosis of *Paragonimus westermani*?

- A. Liver biopsy
- B. X-ray abdomen
- C. Detection of eggs in urine
- D. Detection of eggs in sputum

10. The smallest parasitic Trematodes in human is

- A. *Fasciola spp.*
- B. *Schistosoma spp.*
- C. *Heterophys heterophys*
- D. *Paragonimus westermani*

11. The main agent of pathology in schistosomiasis is:

- A. Eggs
- B. Adult worms
- C. Schistosomulum
- D. Furcocercus cercariae

12. The sure symptom in urinary bilharziasis is :

- A. Dysuria
- B. Chyluria
- C. Frank hematuria
- D. Terminal hematuria

13. As regards the effects of the parasites on the host which one of the following is wrong:

- A. Mechanical injury, caused by a parasite by means of pressure
- B. Immunological reaction causing tissue damage
- C. Provide nutrients and fluids for the host
- D. Deleterious effect of toxic substances

14. The presence of parasites in human blood is termed:

- A. Infection
- B. Infestation
- C. Parasitimia
- D. Septicemia .

15. The *Biomphalaria* snail is the first intermediate host of

- A. *Fasciola spp.*
- B. *Schistosoma mansoni*
- C. *Heterophys heterophys*
- D. *Paragonimus westermani*

16. The *Bulinus* snail is the first intermediate host of

- A. *Fasciola spp.*
- B. *Heterophys heterophys*
- C. *Paragonimus westermani*
- D. *Schistosoma haematubium.*

17. The *Lymnea sp.* snail is the first intermediate host of

- A. *Fasciola spp.*
- B. *Schistosoma sp.*
- C. *Heterophys heterophys*
- D. *Paragonimus westermani*

18. The *Semisulcospira* snail is the first intermediate host of

- A. *Fasciola spp.*
- B. *Schistosoma spp.*
- C. *Heterophys heterophys*
- D. *Paragonimus westermani*

19. Which one of the following trematodes have separate male and female sex

- A. *Fasciola spp.*
- B. *Schistosoma spp.*
- C. *Heterophys heterophys*
- D. *Paragonimus westermani*

20. Which one of the following trematodes eggs have lateral spine.

- A. *Fasciola spp.*
- B. *Schistosoma mansoni*
- C. *Heterophys heterophys*
- D. *Paragonimus westermani*

21. The trematodes are

- A. Leaf-shaped worms
- B. Segmented worms
- C. Rounded worms
- D. Tape like

22. Which one of the following trematodes inhabit the liver?

- A. *Fasciola* spp.
- B. *Schistosoma* spp.
- C. *Heterophys heterophys*
- D. *Paragonimus westermani*

23. Which one of the following trematodes inhabit the lung?

- A. *Fasciola* spp.
- B. *Schistosoma* spp.
- C. *Heterophys heterophys*
- D. *Paragonimus westermani*

24. Which one of the following trematodes inhabit the small intestine?

- A. *Fasciola* spp.
- B. *Schistosoma* spp.
- C. *Heterophys heterophys*
- D. *Paragonimus westermani*

25. Which one of the following Trematodes inhabit the portal blood?

- A. *Fasciola* spp.
- B. *Schistosoma* spp.
- C. *Heterophys heterophys*
- D. *Paragonimus westermani*

26. Mode of transmission of *Fasciola* species is by:

- A. Penetration of skin by furcocercus cercaria
- B. Ingestion of encysted metacercariae on edible aquatic plants
- C. Ingestion of encysted metacercariae found in under cocked fish
- D. Ingestion of encysted metacercariae found in under cocked crabs.

27. Mode of transmission of *Schistosoma* species is by
- Ingestion of encysted metacercariae found in under cocked fish
  - Ingestion of encysted metacercariae found in undercocked crab
  - Ingestion of encysted metacercariae on edible aquatic plants
  - Penetration of skin by furcocercus cercaria

28. Mode of transmission of *Heterophys heterophys* is by:
- Penetration of skin by furcocercus cercaria
  - Ingestion of encysted metacercariae on edible aquatic plants
  - Ingestion of encysted metacercariae in under cocked Boury fish
  - Ingestion of encysted metacercariae found in undercocked crab

29. Mode of transmission of *Paragonimus westermani* is by :
- Penetration of skin by furcocercus cercaria
  - Ingestion of encysted metacercariae on edible aquatic plants
  - Ingestion of encysted metacercariae found in under cocked fish
  - Ingestion of encysted metacercariae found in undercocked crab

30. The First Intermediate snail host of *Fasciola* spp. is:

- Bulinus Truncatus*
- Pirenella conica*
- Semisulcospira*
- Lymnea species*

31. The First Intermediate snail host of *Paragonimus westermani* is:

- Bulinus Truncatus*
- Pirenella conica*
- Semisulcospira*
- Lymnea species*

32. The First Intermediate snail host of *Heterophys heterophys* is:

- Bulinus Truncatus*
- Pirenella conica*
- Semisulcospira*
- Lymnea species*

33. The First Intermediate snail host of *Schistosoma mansoni* is:

- Semisulcospira*
- Lymnea species*
- Bulinus truncates*
- Biomphalaria alexandrina*



34. The First Intermediate snail host of *Schistosoma haematobium* is:

- A. *Bulinus Truncatus*
- B. *Pirenella conica*
- C. *Semisulcospira*
- D. *Lymnea species*.

35. The First Intermediate snail host of *Schistosoma japonicum* is:

- A. *Semisulcospira*
- B. *Pirenella conica*
- C. *Bulinus Truncatus*
- D. *Oncomelania species*

36. Which one of the following is wrong as regards the diagnosis of Fascioliasis?

- A. Detection of eggs in stool:
- B. Detection of adult in stool
- C. Serologic tests
- D. PCR

37. Which one of the following trematodes have the smallest egg ?

- A. *Fasciola spp.*
- B. *Schistosoma spp.*
- C. *Heterophys heterophys*
- D. *Paragonimus westermani*

38. Which of the following trematodes have the largest egg?

- A. *Schistosoma spp.*
- B. *Clonorchis sinensis*
- C. *Heterophys heterophys*
- D. *Paragonimus westermani*

39. The type of cercaria in *Schistosoma spp.* is:

- A. Leptocercus cercaria
- B. Lophocercus cercaria
- C. Furcocercus cercaria
- D. Cysticecoid cercaria

40. The type of cercaria in *Heterophys heterophys* is:

- A. Leptocercus cercaria
- B. Lophocercus cercaria
- C. Furcocercus cercaria
- D. Cysticecoid cercaria

41. The type of cercaria in *Fasciola* spp. is:

- A. Leptocercus cercaria
- B. Lophocercus cercaria
- C. Furcocercus cercaria
- D. Cysticecoid cercaria

42. The egg of *Schistosoma mansoni* have:

- A. Operculum
- B. Lateral spine
- C. Terminal spine
- D. Two mucoid plugs

43. The egg of *Schistosoma haematobium* have

- A. Operculum
- B. Lateral spine
- C. Terminal spine
- D. Two mucoid plugs

cestodes have No 2nd I-his (

MAN  
V

44. Which one of the following trematodes have NO second intermediate host?

- A. *Fasciola* spp.
- B. *Schistosoma* spp.
- C. *Heterophys heterophys*
- D. *Paragonimus westermani*

45. The only method used for diagnosis of *Heterophys heterophys*.

- A. Detection of eggs in stool
- B. Detection of adult in stool
- C. X-ray abdomen
- D. Serologic tests

46. Which one of the followings is wrong as regards the diagnosis of *Paragonimus westermani*?

- A. Detection of egg in sputum
- B. Detection of egg in stool
- C. Detection of egg in urine
- D. Serological tests

47. Which one of the followings is wrong as regards the diagnosis of *Schistosoma haematobium*?

- A. Bladder biopsy
- B. Serological tests
- C. Detection of egg in stool
- D. Circumoval precipitin test

48. Which one of the followings is wrong as regards the diagnosis of *Schistosoma mansoni*
- Rectal biopsy
  - Serological tests
  - Detection of ova in urine
  - Circumoval precipitin test
49. Which one of the followings is wrong as regards the types of Schistosomes ?
- Schistosoma mansoni*
  - Schistosoma haematobium*
  - Schistosoma braziliensis*
  - Schistosoma japonicum*
50. The *Schistosoma mansoni* deposit their eggs in the :
- Small venules in Small intestinal wall.
  - Small venules in large intestinal wall
  - Small venules in bladder wall
  - Small venules of Biliary tracts
51. The *Schistosoma haematobium* deposit their eggs in the :
- Small venules in Small intestinal wall.
  - Small venules in large intestinal wall
  - Small venules in bladder wall
  - Small venules of biliary tracts
52. Which one of the following trematodes has NO redia stage?
- Fasciola* spp.
  - Schistosoma* spp.
  - Heterophys heterophys*
  - Paragonimus westermani*
53. The smallest parasitic trematodes in human is:
- Fasciola* spp.
  - Schistosoma* spp.
  - Heterophys heterophys*
  - Paragonimus westermani*
54. The main agent of pathology in schistosomiasis is:
- Egg
  - Adult worm
  - Schistosomium
  - Furcocereus cercaria.

55. In urinary bilharziasis, terminal haematuria occurs in :

- A. Chronic stage
- B. Stage of Egg extrusion
- C. Stage of skin penetration
- D. Stage of adult migration

56. Bilharzia granuloma is due to :

- A. Toxin of parasite
- B. Pulmonary hypertension
- C. Presence of eggs in tissues
- D. Tissue damage and hemorrhage.



- (A) هو مظاهر كحمة هو  
جائع و آغ
- (B) ده من الأضرار التي  
يسببها embolus  
عثر على الأقدام  
وال آغ كالأضياء  
تسببها granuloma  
ده من أضرارها  
ال بتسببها granuloma  
في الأرض
- (C) granuloma
- (D) granuloma

57. Cancer bladder may occur as a complication of infection with :


- A. Fasciola gigantica.
- B. Schistosom mansoni.
- C. Paragonimus westermani.
- D. Schistosoma haematobium.

58. The association of fever, hepatomegaly, and high eosinophilia is suggestive of:

- A. Fascioliasis
- B. Heterophyiasis
- C. Paragonimiasis
- D. Schistosomiasis


59. Schistosomulum is :

- A. Cercaria without tail
- B. Present inside the snail
- C. Cercaria with simple tail
- D. Emerged directly from egg



60. Schistosomulum mature into adult worm in :

- A. Systemic blood vessels
- B. Portal blood vessels
- C. Lymphatic vessels
- D. Biliary tracts



## Medical Parasitology

61. The drug of choice in treatment of Intestinal bilharziasis :

- A. Niridazole
- B. Metrifonate
- C. Niclosamide
- D. Praziquantel

62. Which one of the following drugs are used in treatment of Fascioliasis:

- A. Bithionol
- B. Niridazole
- C. Metrifonate
- D. Diethyl carbimazine

63. Which one of the following symptoms is specific for urinary bilharziasis is :

- A. Dysuria
- B. Chyluria
- C. Frank hematuria
- D. Terminal hematuria

64. Rectal biopsy is of diagnostic value in infection with:

- A. *Fasciola gigantica*
- B. *Schistosom mansoni*
- C. *Paragonimus westermani*
- D. *Schistosom haematobium*

65. False infection occurs with the infection by:

- A. *Fasciola sp.*
- B. *Schistosom mansoni*
- C. *Paragonimus westermani*
- D. *Schistosom haematobium*

66. Halazoun occurs with the infection by:

- A. *Fasciola sp.*
- B. *Schistosom mansoni*
- C. *Paragonimus westermani*
- D. *Schistosom haematobium*

67. Swimmer's Itch occurs with the infection by:

- A. *Fasciola sp.*
- B. *Schistosoma speceis*
- C. *Heterophys heterophys*
- D. *Paragonimus westermani*

68. Katayama syndrome occurs with infection by:

- A. *Fasciola gigantica*
- B. *Schistosom japonicum*.
- C. *Heterophys heterophys*
- D. *Paragonimus westermani*

69. Which one of the following trematodes reside the small intestine?

- A. *Faciola hepatica*
- B. *Fasciolopsis buski*
- C. *Clonorchis sinensis*
- D. *Dicrocoelium dendriticum*

70. Which one of the following trematodes reside the the liver?

- A. *Metagonimous yokogawai*
- B. *Heterophyes heterophyes*
- C. *Clonorchis sinensis*
- D. *Fasciolopsis buski*

71. Hepatomegaly with high eosinophilia up to 80% and hypergammaglobulinaemia are suggestive of infection with:

- A. *Faciola gigantica*
- B. *Fasciolopsis buski*
- C. *Hetrophyes hetrophyes*
- D. *Metagonimus yokogawai*

72. Intermittent jaundice occurs with which one of the following parasitic infections:

- A. *Metagonimous yokogawai*
- B. *Heterophyes heterophyes*
- C. *Fasciolopsis buski*
- D. *Faciola species*

73. Duodenal aspirate can be used for diagnosis of which one of the following parasitic infections?

- A. *Metagonimous yokogawai*
- B. *Heterophyes heterophyes*
- C. *Fasciolopsis buski*
- D. *Faciola species*

## Medical Parasitology

74. Which one of the followings is true about *Fasciola hepatica* if it is compared with *Fasciola gigantica*?

- A. Lateral margins are more or less parallel.
- B. The cone is relatively smaller.
- C. The shoulder are less prominent.
- D. Is shorter & broader.

75. Ants act as second intermediate host for:

- A. *Fasciolopsis buski*
- B. *Heterophyes heterophyes*
- C. *Metagonimus yokogawai*
- D. *Dicrocoelium dendriticum*

76. Cyprinoid fish acts as a second intermediate host for:

- A. *Metagonimus yokogawai*
- B. *Dicrocoelium dendriticum*
- C. *Heterophyes heterophyes*
- D. *Fasciolopsis buski*

77. Segmentina Snail act as a first intermediate host for:

- A. *Metagonimus yokogawai*
- B. *Dicrocoelium dendriticum*
- C. *Heterophyes heterophyes*
- D. *Fasciolopsis buski*

78. Melania Snail act as first intermediate host for:

- A. *Metagonimus yokogawai*
- B. *Dicrocoelium dendriticum*
- C. *Heterophyes heterophyes*
- D. *Fasciolopsis buski*

79. The Giant intestinal fluke is:

- A. *Metagonimus yokogawai*
- B. *Heterophyes heterophyes*
- C. *Echinostoma* species
- D. *Fasciolopsis buski*

80. The smallest intestinal fluke is:

- A. *Metagonimus yokogawai*
- B. *Heterophyes heterophyes*
- C. *Echinostoma* species
- D. *Fasciolopsis buski*

81. Crayfish and crab act as 2<sup>nd</sup> intermediate host for:

- A. *Metagonimous yokogawai*
- B. *Paragonimus westermani*
- C. *Heterophyes heterophyes*
- D. *Fasciolopsis buski*

82. *Semisulcospira* snail acts as 1<sup>st</sup> intermediate host for:

- A. *Metagonimous yokogawai*
- B. *Paragonimus westermani*
- C. *Heterophyes heterophyes*
- D. *Fasciolopsis buski*

83. Lung biopsy can help in diagnosis of:

- A. *Metagonimous yokogawai*
- B. *Heterophyes heterophyes*
- C. *Paragonimus westermani*
- D. *Fasciolopsis buski*

84. *Schistosoma mansoni* eggs can be counted in stool by using:

- A. Kato's thick-smear technique
- B. Stoll's egg counting technique
- C. Formol-ether concentration technique
- D. Nucleopore membrane filtration technique

85. *Schistosoma haematobium* eggs can be counted in urine by using:

- A. Kato's thick-smear technique
- B. Stoll's egg counting technique
- C. Formol-ether concentration technique
- D. Nucleopore membrane filtration technique

86. Khalil's swab can be used for diagnosis of:

- A. *Metagonimous yokogawai*
- B. *Heterophyes heterophyes*
- C. *Schistosoma mansoni*
- D. *Fasciolopsis buski*

87. Which one of the followings acts a zoonotic parasite?

- A. *Metagonimous yokogawai*
- B. *Heterophyes heterophyes*
- C. *Schistosoma japonicum*
- D. *Schistosoma mansoni*



88. Oxamniquine (vansil), is effective for treatment of :

- A. *Schistosoma haematobium*
- B. *Schistosoma intercalatum*
- C. *Schistosoma japonicum*
- D. *Schistosoma mansoni*

89. Metrifonate, ( bilarcil ) is effective for treatment of:

- A. *Schistosoma haematobium*
- B. *Schistosoma intercalatum*
- C. *Schistosoma japonicum*
- D. *Schistosoma mansoni*

90. Which one of the following parasites produce Katayama syndrome?

- A. *Hymenolepis nana*
- B. *Ascaris lumbricoides*
- C. *Ancylostoma doudenale*
- D. *Schistosoma japonicum*

91. What is the definitive host of *Fasciola hepatica*?

- A. Sheep, cattle and humans
- B. Freshwater fish
- C. Cats
- D. Pigs

92. Which stage of *Schistosoma mansoni* enters the bloodstream, finds its way to the hepatic portal veins and feeds on blood?

- A. Metacercaria
- B. Miracidium
- C. Sporocysts
- D. Cercaria

93. Which one of the following would be considered the definitive host of a parasite:

- A. Insect vector
- B. First host infected by the parasite
- C. Host in which mature parasites develop
- D. Host in which immature parasites develop

94. Which one of these parasites are hermaphroditic in their adult phase?

- A. *Schistosoma haematobium*
- B. *Ancylostoma doudenale*
- C. *Clonorchis sinensis*
- D. *Trichuris trichiura*

95. Which is wrong As regards the clinical presentation of Schistosomiasis haematobium ?

- A. Terminal haematuria.
- B. Obstructive uropathy.
- C. Cancer bladder.
- D. Dysentery.

96. From the symptoms of Urinary Bilharziasis is :

- A. Dysuria
- B. Chyluria
- C. Frank hematuria
- D. Terminal hematuria

97. In urinary Bilharziasis , terminal haematuria occurs in :

- A. Stage of egg extrusion
- B. Stage of migration
- C. Stage of invasion
- D. Chronic stage

98. Which is true As regards the laboratory diagnosis of Schistosomiasis haematobium?

- A. Rectal biopsy
- B. Egg in stool .
- C. Proctoscopy .
- D. Cystoscopy .

99. Halazoun occurs due to Ingestion of fresh infected raw liver containing adult Fasciola parasites only .

- A. True
- B. False

100. Halazoun occurs due to Ingestion of infected viscera containing the nymphal stage of Linguatula serrate only . (False)

- A. True
- B. False

101. Spurious Fascioliasis, It is the passage of *Fasciola* eggs in stool of non - infected people due to ingestion of raw liver containing the adult *Fasciola* parasites.

- A. True
- B. False

102. Spurious Fascioliasis, It is the passage of *Fasciola* eggs in stool of infected people due to ingestion of raw liver containing the adult *Fasciola* parasites.

- A. True
- B. False

103. Praziquantel (PZQ), is the drug of choice, for infections with all major *Schistosoma* species as it acts on the adult worms.

- A. True
- B. False

104. Artemisinin (artesunate), is active against the immature stage of *Schistosoma* parasite. (True).

- A. True
- B. False

105. Praziquantel (PZQ), is the drug of choice, for infections with all major *Schistosoma* species, as it is active against the immature stage of *Schistosoma* parasite.

- A. True
- B. False

106. Artemisinin (artesunate), is active against adult *Schistosoma* parasite.

- A. True
- B. False

		Trematode answers							
1.	D	24.	C	47.	C	70.	C	93.	C
2.	B	25.	B	48.	C	71.	A	94.	C
3.	C	26.	B	49.	C	72.	D	95.	D
4.	A	27.	D	50.	B	73.	D	96.	D
5.	A	28.	C	51.	C	74.	D	97.	A
6.	C	29.	D	52.	B	75.	D	98.	C <i>10/11</i>
7.	D	30.	D	53.	C	76.	A	99.	B
8.	B	31.	C	54.	A	77.	D	100.	B
9.	D	32.	B	55.	B	78.	A	101.	A
10.	C	33.	D	56.	C	79.	D	102.	B
11.	A	34.	A	57.	D	80.	B	103.	A
12.	D	35.	D	58.	A	81.	B	104.	A
13.	C	36.	B	59.	A	82.	B	105.	B
14.	C	37.	C	60.	B	83.	C	106.	B
15.	B	38.	A	61.	D	84.	A	-----	-----
16.	D	39.	C	62.	A	85.	D	-----	-----
17.	A	40.	B	63.	D	86.	C	-----	-----
18.	D	41.	A	64.	B	87.	C	-----	-----
19.	B	42.	B	65.	A	88.	D	-----	-----
20.	B	43.	C	66.	A	89.	A	-----	-----
21.	A	44.	B	67.	B	90.	D	-----	-----
22.	A	45.	A	68.	B	91.	A	-----	-----
23.	D	46.	C	69.	B	92.	D	-----	-----

## Cestodes

1. Which one of the following is A Psuedophyllidean Cestodes ?

- A. *Taenia solium*
- B. *Taenia saginata*
- C. *Hymenolepis nana*
- D. *Diphyllobothrium latum*

2. *Diphyllobothrium latum* infection is usually associated with:

- A. Eosinophilia
- B. Pernicious anaemia
- C. Haemolytic anaemia
- D. Iron deficiency anaemia

3. Hydatid cyst can be found in several organs but are most frequent in the

- A. Liver
- B. Lung
- C. Brain
- D. Bone

4. *Cysticercus cellulosae* is the infective stage of:

- A. *Taenia solium*
- B. *Taenia saginata*
- C. *Hymenolepis nana*
- D. *Diphyllobothrium latum*

5. *Cysticercus bovis* is the infective stage of:

- A. *Taenia solium*
- B. *Taenia saginata*
- C. *Hymenolepis nana*
- D. *Diphyllobothrium latum*

6. Cysticercosis occurs due to ingestion of:

- A. Food contaminated with eggs of *Taenia solium*.
- B. Food contaminated with eggs of *Taenia saginata*.
- C. Under cooked Beef containing *Cysticercus bovis*
- D. Under cooked Pork containing *Cysticercus cellulosae*.

7. Mode of transmission of *Taenia saginata* by:

- A. Ingestion of under cooked beef containing *Cysticercus bovis*
- B. Ingestion of under cooked fish containing plerocercoid larvae.
- C. Ingestion of under cooked pork containing *Cysticercus cellulosae*
- D. Ingestion of aquatic vegetables containing encysted metacercariae

8. Which one of the following Cestodes has NO intermediate host

- A. *Diphyllobothrium latum*
- B. *Hymenolepis nana*
- C. *Taenia saginata*
- D. *Taenia solium*

9. The head of a tapeworm is called:

- A. The proglottid
- B. The cysticercus
- C. The scolex
- D. The apex

10. Hyatid disease is caused by:

- A. *Echinococcus granulosus*
- B. *Enterobius vermicularis*
- C. *Trichuris trichiura*
- D. *Taenia solium*

11. The Cestodes are

- A. Leaf-shaped worms.
- B. Segmented worms.
- C. With separate sex.
- D. Rounded worms

12. Which one of the following is a psuedophyllidean Cestode?

- A. *Diphyllobothrium latum*
- B. *Hymenolepis nana*
- C. *Taenia saginata*
- D. *Taenia solium*

13. Which one of the following Cestodes causes vitamin B<sub>12</sub> deficiency anaemia ?

- A. *Diphyllobothrium latum*
- B. *Hymenolepis nana*
- C. *Taenia saginata*
- D. *Taenia solium*

**14. Fish-eating carnivores (Dogs) are the Reservoir host of which one of the following Cestodes:**

- A. *Diphyllobothrium latum*.
- B. *Hymenolepis nana*.
- C. *Taenia saginata*.
- D. *Taenia solium*.

**15. *Diphyllobothrium latum* infection is usually associated with:**

- A. Eosinophilia
- B. Pernicious anaemia
- C. Haemolytic anaemia.
- D. Iron deficiency anaemia.

**16. Man acts as intermediate host in case of :**

- A. *Taenia solium*.
- B. *Taenia saginata*.
- C. *Dipalidum caninum*.
- D. *Hymenolepis diminuta*.

**17. Definitive host of *Echinococcus granulosus* is :**

- A. Cattles
- B. Sheep
- C. Goats
- D. Dogs

**18. Hydatid cyst can be found in several organs but it is most frequent in the :**

- A. Liver
- B. Lung
- C. Brain
- D. Bone

**19. Hydatid disease is frequently associated with:**

- A. Basophilia
- B. Hemophilia
- C. Eosinophilia
- D. Neutrophilia

**20. In Hydatid disease man act as:**

- A. Definitive host
- B. Reservoir host
- C. Accidental host
- D. Intermediate host

21. The Intermediate host of *Taenia saginata* is:

- A. Cattles
- B. Sheep
- C. Dogs
- D. Pig

22. The Intermediate host of *Taenia solium* is:

- A. Cattles
- B. Sheep
- C. Dogs
- D. Pigs

23. Infective stage of *Taenia saginata* is

- A. *Cysticercus bovis*
- B. *Cysticercus cellulosae*
- C. Eggs of *Taenia* in pig excreta
- D. Eggs of *Taenia* in Cattle excreta

24. Infective stage of *Taenia solium* is

- A. *Cysticercus bovis*
- B. *Cysticercus cellulosae*
- C. Eggs of *Taenia* in pig excreta
- D. Eggs of *Taenia* in Cattle excreta

25. Mode of transmission of *Taenia solium* by ingestion of:

- A. Under cooked pork containing *Cysticercus cellulosae*
- B. Under fish cooked containing encysted metacercariae.
- C. Under cooked beef containing *Cysticercus bovis*
- D. Encysted metacercariae on aquatic vegetables

26. Mode of transmission of *Taenia saginata* by by ingestion of:

- A. Under cooked pork containing *Cysticercus cellulosae*
- B. Under fish cooked containing encysted metacercariae.
- C. Under cooked beef containing *Cysticercus bovis*
- D. Encysted metacercariae on aquatic vegetables



27. Which one of the following Cestodes has NO Intermediate host:

- A. *Diphyllobothrium latum*
- B. *Hymenolepis nana*
- C. *Taenia saginata*
- D. *Taenia solium*

28. The smallest intestinal Cestodes in Man is:

- A. *Diphyllobothrium latum*
- B. *Hymenolepis nana*
- C. *Taenia saginata*
- D. *Taenia solium*

29. Which one of the following Cestodal infections is common in children:

- A. *Diphyllobothrium latum*
- B. *Hymenolepis nana*
- C. *Taenia saginata*
- D. *Taenia solium*

30. In Intestinal cestodes, the man act as a :

- A. Reservoir host
- B. Definitive host
- C. Accidental host
- D. Intermediate host

31. In tissue cestodes, the man act as a :

- A. Reservoir host
- B. Definitive host
- C. Accidental host
- D. Intermediate host

32. Cyclops is the first intermediate host of:

- A. *Diphyllobothrium latum*
- B. *Hymenolepis nana*
- C. *Taenia saginata*
- D. *Taenia solium*

33. Freshwater fish (salmon) is the second intermediate host.

- A. *Diphyllobothrium latum*
- B. *Hymenolepis nana*
- C. *Taenia saginata*
- D. *Taenia solium*

34. When egg of *Diphyllobothrium latum* hatch it releases:
- A. Coracidium larvae
  - B. Proceroid larvae
  - C. Plerocercoid larvae
  - D. Onchosphere larvae
35. Ingestion of raw, poorly cooked or pickled fresh water fish containing the plerocercoid larva is the mode of infection of:
- A. *Diphyllobothrium latum*
  - B. *Hymenolepis nana*
  - C. *Taenia saginata*
  - D. *Taenia solium*
36. Ingestion of pork containing the *cysticercus cellulosae* larva is the mode of infection of:
- A. *Diphyllobothrium latum*
  - B. *Hymenolepis nana*
  - C. *Taenia saginata*
  - D. *Taenia solium*
37. Ingestion of beef containing the *cysticercus bovis* larva is the mode of infection of:
- A. *Diphyllobothrium latum*
  - B. *Hymenolepis nana*
  - C. *Taenia saginata*
  - D. *Taenia solium*
38. The most serious symptom of *Diphyllobothrium latum* infection is the onset of :
- A. Microcytic hypochromic anaemia
  - B. Haemolytic anaemia
  - C. Pernicious anaemia
  - D. A plastic anaemia
39. Man acts as both Definitive & Intermediate host in which one of the following cestods:
- A. *Echinococcus granulosus*
  - B. *Diphyllobothrium latum*
  - C. *Taenia saginata*
  - D. *Taenia solium*
40. The intermediate host of *Hymenolepis diminuta*:
- A. Larva of dog fleas
  - B. Larva of rat fleas
  - C. Cyclops
  - D. Man

41. The intermediate host of *Dipylidium caninum*

- A. Larva of dog fleas
- B. Larva of rat fleas
- C. Cyclops
- D. Man

42. Man acts as a blind intermediate host in which one of the following cestods:

- A. *Echinococcus granulosus*
- B. *Diphyllobothrium latum*
- C. *Hymenolepis nana*
- D. *Taenia saginata*

43. Hyatid disease is caused by:

- A. *Echinococcus granulosus*
- B. *Enterobius vermicularis*
- C. *Trichuris trichiura*
- D. *Taenia solium*

Cestode answers			
1.	D	24.	B
2.	B	25.	A
3.	A	26.	C
4.	A	27.	B
5.	B	28.	B
6.	A	29.	B
7.	A	30.	B
8.	B	31.	D
9.	C	32.	A
10.	A	33.	A
11.	B	34.	A
12.	A	35.	A
13.	A	36.	D
14.	A	37.	C
15.	B	38.	C
16.	A	39.	D
17.	D	40.	B
18.	A	41.	A
19.	C	42.	A
20.	D	43.	A
21.	A	-----	-----
22.	D	-----	-----
23.	A	-----	-----

## Nematodes

1. The Nematods are:
  - A. Leaf-shaped worms
  - B. Segmented worms
  - C. Rounded worms
  - D. Tape worm
- ★ 2. Which one of the following nematods is Ovi-larvaeparus?
  - A. *Ascaris lumbricoides*
  - B. *Enterobius vermicularis*
  - C. *Ancylostoma duodenale*
  - D. *Strongyloides stercoralis*
- ★ 3. Which one of the following nematods is larvaeparus?
  - A. *Trichinella spiralis*
  - B. *Ascaris lumbricoides*
  - C. *Enterobius vermicularis*
  - D. *Ancylostoma duodenale*
- ★ 4. Which one of the following nematods lay Embryonated eggs :
  - A. *Trichinella spiralis*
  - B. *Ascaris lumbricoides*
  - C. *Enterobius vermicularis*
  - D. *Ancylostoma duodenale*
- ★ 5. Which one of the following nematods lay Immature eggs :
  - A. *Trichinella spiralis*
  - B. *Ascaris lumbricoides*
  - C. *Enterobius vermicularis*
  - D. *Strongyloides stercoralis*
6. Which one of the following nematodal infections inhabit the large intestine:
  - A. *Trichinella spiralis*
  - B. *Ascaris lumbricoides*
  - C. *Enterobius vermicularis*
  - D. *Strongyloides stercoralis*
7. Which one of the following nematodal infections inhabit the large intestine:
  - A. *Trichinella spiralis*
  - B. *Trichuris trichiura*
  - C. *Ascaris lumbricoides*
  - D. *Strongyloides stercoralis*

8. Ground Itch is caused by Penetration of skin by :
- Non - human hook worm larvae
  - Non - human *Schistosomes cercariae*
  - Ancylostoma duodenale* filariform larvae
  - Strongyloides stercoralis* filariform larvae
9. The longest nematode that infect man is:
- Trichuris trichiura*
  - Onchocerca volvulus*
  - Ascaris lumbricoides*
  - Dracunculus medinensis*
10. Which one of the following nematodes transmitted through by Penetration of skin by filariform larvae?
- Trichuris trichiura*
  - Ascaris lumbricoides*
  - Enterobius vermicularis*
  - Ancylostoma duodenale*
11. Creeping eruption is caused due to penetration of human skin by:
- Non human *Schistosoma cercariae*
  - Filariform larvae of hookworm larvae
  - Filariform larvae of *Strongyloides stercoralis*
  - Filariform larvae of Non human hookworm larvae
12. Which one of the following nematodal infections transmitted through Penetration of skin by filariform larvae?
- Trichuris trichiura*
  - Ascaris lumbricoides*
  - Enterobius vermicularis*
  - Strongyloides stercoralis*
13. Which one of the following nematodal infections transmitted through Inhalation of infected dust containing embryonated eggs?
- Trichuris trichiura*
  - Trichinella spiralis*
  - Ancylostoma duodenale*
  - Enterobius vermicularis*

14. Scotch tape technique is used for diagnosis of :

- A. *Trichuris trichiura*
- B. *Trichinella spiralis*
- C. *Ancylostoma duodenale*
- D. *Enterobius vermicularis*

15. NIH swab technique is used for diagnosis of :

- A. *Trichuris trichiura*
- B. *Trichinella spiralis*
- C. *Ancylostoma duodenale*
- D. *Enterobius vermicularis*

16. Which one of the following nematodal infections have **NO** migratory phase to the lung?

- A. *Ascaris lumbricoides*
- B. *Enterobius vermicularis*
- C. *Ancylostoma duodenale*
- D. *Strongyloides stercoralis*

17. Which one of the following nematodal infections can cause intestinal obstruction?

- A. *Trichinella spiralis*
- B. *Ascaris lumbricoides*
- C. *Ancylostoma duodenale*
- D. *Strongyloides stercoralis*

18. Which one of the following nematodal infections can cause **rectal prolapse**?

- A. *Trichuris trichiura*
- B. *Trichinella spiralis*
- C. *Ascaris lumbricoides*
- D. *Strongyloides stercoralis*

19. **Pica** is a clinical manifestation of which one of the following nematodal infection:

- A. *Ascaris lumbricoides*
- B. *Ancylostoma duodenale*
- C. *Enterobius vermicularis*
- D. *Strongyloides stercoralis*

20. Microcytic hypochromic anaemia is a clinical manifestation of which one of the following nematodal infection?
- Ascaris lumbricoides*
  - Ancylostoma duodenale*
  - Enterobius vermicularis*
  - Strongyloides stercoralis*
21. Which one of the following nematodal infections can live both parasitic or free living life?
- Ascaris lumbricoides*
  - Enterobius vermicularis*
  - Strongyloides stercoralis*
  - Trichinella spiralis*
22. Which one of the following nematodal infections can cause internal autoinfection?
- Trichinella spiralis*
  - Ascaris lumbricoides*
  - Enterobius vermicularis*
  - Strongyloides stercoralis*
- Handwritten notes for Q22:
- Retro infection → E-V
  - Internal autoinfection → C "T.S" and S.S
  - "anti-peristaltic" movement
23. Which one of the following nematodal infections have both direct and indirect life cycles?
- Trichinella spiralis*
  - Ascaris lumbricoides*
  - Enterobius vermicularis*
  - Strongyloides stercoralis*
24. Which of the following nematodal infections can cause Hyperinfection syndrome?
- Trichinella spiralis*
  - Ascaris lumbricoides*
  - Enterobius vermicularis*
  - Strongyloides stercoralis*
25. Stool Culture is used to diagnose:
- Trichinella spiralis*
  - Ascaris lumbricoides*
  - Enterobius vermicularis*
  - Strongyloides stercoralis*



26. Stool examination for rhabditiform larva can used to diagnose:

- A. *Trichinella spiralis*
- B. *Ascaris lumbricoides*
- C. *Enterobius vermicularis*
- D. *Strongyloides stercoralis*

27. Muscle biopsy is used to diagnose:

- A. *Trichinella spiralis*
- B. *Ascaris lumbricoides*
- C. *Enterobius vermicularis*
- D. *Strongyloides stercoralis*

28. Which of the following nematodal infections can cause Perianal itching?

- A. *Trichinella spiralis*
- B. *Ascaris lumbricoides*
- C. *Enterobius vermicularis*
- D. *Strongyloides stercoralis*

29. Which one of the following nematodal infection can cause nocturnal enuresis?

- A. *Trichinella spiralis*
- B. *Ascaris lumbricoides*
- C. *Enterobius vermicularis*
- D. *Strongyloides stercoralis*

30. Tropical pulmonary eosinophilia is associated with infection by:

- A. *Loa loa*
- B. *W. bancrofti*
- C. *Medina worm*
- D. *Onchocerca volvulus*

31. Calabar swelling is a a clinical manifestations that occur with infection by:

- A. *Loa loa*
- B. *Brugia malayai*
- C. *Onchocerca volvulus*
- D. *Wuchereria bancrofti*

32. The adult worm can be seen passing beneath the conjunctiva close to the episcleral tissues of the eye with infection by:

- A. *Loa loa*
- B. *Brugia malayai*
- C. *Onchocerca volvulus*
- D. *Wuchereria bancrofti*

33. Sowda is a group clinical manifestations that occur with infection by:

- A. *Loa loa*
- B. *Brugia malayai*
- C. *Onchocerca volvulus*
- D. *Wuchereria bancrofti*

34. River blindness is a clinical manifestation that occur with infection by:

- A. *Loa loa*
- B. *Brugia malayai*
- C. *Onchocerca volvulus*
- D. *Wuchereria bancrofti*

35. Skin snips is used for diagnosis of infection with:

- A. *Loa loa*
- B. *Brugia malayai*
- C. *Onchocerca volvulus*
- D. *Wuchereria bancrofti*

36. Mazzotti test is used for diagnosis of infection with:

- A. *Loa loa*
- B. *Brugia malayai*
- C. *Onchocerca volvulus*
- D. *Wuchereria bancrofti*

37. The Intermediate host of *Dracunculus medinensis* is

- A. Black flies
- B. *Mansonia*
- C. *Chrysops*
- D. *Cyclops*

38. *Enterobius vermicularis* causes ----- infestation.

- A. Pin worm
- B. Hook worm
- C. Ring worm
- D. Whip worm

39. Which one of the followings is wrong as regards *Ascaris lumbricoides*?

- A. Causes Ascaris pneumonia when in the lung tissue
- B. Causes allergic reactions by releasing toxic wastes
- C. Causes rectal prolapse
- D. Causes malnutrition

40. Hook worms get into the body:

- A. When humans drink unclean water
- B. When humans ingest infected, undercooked fish
- C. When humans ingest infected, undercooked pork
- D. Through penetration of the skin by filariform larvae

41. Encysted larvae of *Trichinella spiralis* is found in the ----- of pig.

- A. Skeletal muscle
- B. Small intestines
- C. Brain tissue
- D. Fatty tissue

42. The diagnosis of *Trichuris trichiura* is made By:

- A. Observing eggs in the feces
- B. Observing trophs in the feces
- C. Blood smear
- D. ELISA test

43. *Trichinella spiralis* is diagnosed by:

- A. Observing eggs in the feces
- B. Symptoms only
- C. Muscle biopsy
- D. Blood smear

44. Which of the following parasites lay live larvae?

- A. *Trichinella spiralis*
- B. *Diphyllobothrium latum*
- C. *Strongyloides stercoralis*
- D. *Echinococcus granulosus*

45. Which one of the following parasites enters its host through ingestion of infected food?

- A. *Strongyloides stercoralis*
- B. *Schistosoma mansoni*
- C. *Necator americanus*
- D. *Trichinella spiralis*

46. Which one of the following microfilariae is found in the subcutaneous tissues?

- A. *Loa loa*
- B. *Brugia malayi*
- C. *Onchocerca volvulus*
- D. *Dipetalonema perstans*

47. Which one of the parasites listed here is transmitted via ingestion of contaminated pork?

- A. *Taenia saginata*
- B. *Trichinella spiralis*
- C. *Hymenolepis nana*
- D. *Paragonimus wetermani*

48. *Dracunculus medinensis* belongs to this category of parasites:

- A. Intestinal Cestode
- B. Filarial Nematode
- C. Intestinal Nematode
- D. None Filarial Nematode

49. Which one of the followings is a tissue parasites, whose common names are listed below ?

- A. Dwarf tapeworm
- B. Malayan filarial
- C. Whipworm
- D. Pinworm

50. The Knott's technique serves as a mean of identifying:

- A. *Babesia microti*
- B. *Plasmodium vivax*
- C. *Sarcocystis species*
- D. *Wuechereria bancrofti*

51. Which one of the followings is associated with tropical pulmonary eosinophilia?

- A. Immune suppression
- B. Skin lesion reaction ( nodules )
- C. Immunological hyper- responsiveness to adult worm
- D. Immunological hyper- responsiveness to microfilaria.

52. Which one of the followings is wrong as regards nematodal infection that cause *Visceral larva migrans*?

- A. *Ascaris lumbricoides*
- B. *Enterobius vermicularis*
- C. *Ancylostoma duodenale*
- D. *Strongyloides stercoralis*

53. Pica is a clinical manifestation of which one of the followings nematodal infection
- Ascaris lumbricoides*
  - Ancylostoma duodenale*
  - Enterobius vermicularis*
  - Strongyloides stercoralis*
54. Anaemia is a clinical manifestation of which one of the followings nematodal infection
- Trichinella spiralis*
  - Enterobius vermicularis*
  - Strongyloides stercoralis*
  - Ancylostoma duodenale*
55. Stool examination for rhabditiform larva can used to diagnose
- Trichinella spiralis*
  - Ascaris lumbricoides*
  - Enterobius vermicularis*
  - Strongyloides stercoralis*
56. Which one of the followings is wrong as regards *Trichinella spiralis* diagnosis:
- Serology to detect specific Antibodies
  - Muscle biopsy for encysted larva
  - Detection of eggs in stool
  - Blood for eosinophilia
57. Which one of the following nematodal infection can cause Perianal itching
- Strongyloides stercoralis*
  - Enterobius vermicularis*
  - Ascaris lumbricoides*
  - Trichinella spiralis*
58. Bachman's Intradermal test is used for diagnosis of:
- Enterobius vermicularis*
  - Strongyloides stercoralis*
  - Ascaris lumbricoides*
  - Trichinella spiralis*

\* using  
Baermann's apparatus  
→ in / S.S  
A.D

59. Which one of the following is wrong as regards the complications of lymphatic obstruction of *Wuchereria bancrofti*?

- A. Elephantiasis
- B. Haematuria
- C. Hydrocele
- D. Chyluria

60. Which one of the following microfilaria is found in subcutaneous tissues

- A. *Loa loa*
- B. *Brugia spp*
- C. *Onchocerca volvulus*
- D. *Wuchereria bancrofti*

61. Arthropod vector of *Wuchereria bancrofti* is

- A. *Mansonia*
- B. Black flies
- C. Female culex spp.
- D. Female Anopheles spp.

62. Adult *Brugia malayi* lives in the

- A. Serous cavities
- B. Internal organs
- C. Lymphatic vessels & lymphatic tissues
- D. Subcutaneous & deep connective tissue

63. Arthropod vector of *Brugia malayi* is

- A. *Mansonia*
- B. *Simulium*
- C. *Chrysops*
- D. Female culex spp.

64. Arthropod vector of *Onchocerca volvulus* is

- A. *Mansonia*
- B. *Simulium*
- C. *Chrysops*
- D. Female culex spp.

65. Arthropod vector of *Loa loa* is

- A. *Chrysops*
- B. *Mansonia*
- C. Black flies
- D. Female culex spp.

66. Microfilariae of *Loa loa* are :

- A. Sheathed with 2 widely spaced nuclei & blunt tip at tail end.
- B. Sheathed microfilaria with nuclei up to rounded tail tip
- C. Sheathed microfilaria with no nuclei at tail tip
- D. Unsheathed microfilaria with no nuclei

67. Microfilariae of *Onchocerca volvulus* are :

- A. Sheathed with 2 widely spaced nuclei & blunt tip at tail end.
- B. Sheathed microfilaria with nuclei up to rounded tail tip
- C. Sheathed microfilaria with no nuclei at tail tip
- D. Unsheathed microfilaria with no nuclei

68. Microfilaria of *Brugia malayi* are :

- A. Sheathed with 2 widely spaced nuclei & blunt tip at tail end.
- B. Sheathed microfilaria with nuclei up to rounded tail tip
- C. Sheathed microfilaria with no nuclei at tail tip
- D. Unsheathed microfilaria with no nuclei

69. Microfilariae of *Wuchereria bancrofti* are :

- A. Sheathed with 2 widely spaced nuclei & blunt tip at tail end.
- B. Sheathed microfilaria with nuclei up to rounded tail tip
- C. Sheathed microfilaria with no nuclei at tail tip
- D. Unsheathed microfilaria with no nuclei

70. Arthropod vector of *Dracunculus medinensis* is

- A. *Mansonia*
- B. Black flies
- C. Chrysops
- D. Cyclops



		Nematode answers					
1.	C	24.	D	47.	B	70.	D
2.	D	25.	D	48.	D	-----	-----
3.	A	26.	D	49.	B	-----	-----
4.	C	27.	A	50.	D	-----	-----
5.	B	28.	C	51.	D	-----	-----
6.	C	29.	C	52.	B	-----	-----
7.	B	30.	B	53.	B	-----	-----
8.	C	31.	A	54.	D	-----	-----
9.	D	32.	A	55.	D	-----	-----
10.	D	33.	C	56.	C	-----	-----
11.	D	34.	C	57.	B	-----	-----
12.	D	35.	C	58.	D	-----	-----
13.	D	36.	C	59.	B	-----	-----
14.	D	37.	D	60.	C	-----	-----
15.	D	38.	A	61.	C	-----	-----
16.	B	39.	C	62.	C	-----	-----
17.	B	40.	D	63.	A	-----	-----
18.	A	41.	A	64.	B	-----	-----
19.	B	42.	A	65.	A	-----	-----
20.	B	43.	C	66.	B	-----	-----
21.	C	44.	A	67.	D	-----	-----
22.	D	45.	D	68.	A	-----	-----
23.	D	46.	C	69.	C	-----	-----



Protozoology

1. Protozoa kingdom may be divided into:

- A. Cestoda
- B. Trematoda
- C. Nematoda
- D. Mastigophora

حل بالاستيعاد  
1-1

2. Intestinal flagellates are represented by:

- A. *Giardia lamblia*
- B. *Toxoplasma gondii*
- C. *Plasmodium species*
- D. *Trichomonas vaginalis*

3. Genitourinary flagellates are represented by:

- A. *Giardia lamblia*
- B. *Toxoplasma gondii*
- C. *Plasmodium species*
- D. *Trichomonas vaginalis*

4. Blood and tissue flagellates are represented by:

- A. *Giardia lamblia*
- B. *Leishmania species*
- C. *Plasmodium species*
- D. *Trichomonas vaginalis*

2nd semester  
MSS

5. Which one of the following protozoa is a sporozoan parasite:

- A. *Giardia lamblia*
- B. *Leishmania species*
- C. *Plasmodium species*
- D. *Trypanosoma species*

From Sporozoa

6. Which one of the following protozoa is an intestinal Flagellates are:

- A. *Trichomonas vaginalis*
- B. *Trypanosoma species*
- C. *Leishmania species*
- D. *Giardia lamblia*

7. *Giardia lamblia* inhabit the:

- A. Stomach
- B. Duodenum
- C. Large intestine
- D. Sigmoid colon

8. Which one of the following protozoa, has only the trophozoite stage:
- A. *Trichomonas vaginalis*
  - B. *Entamoeba histolytica*
  - C. *Balantidium coli*
  - D. *Giardia lamblia*
9. The transmission of *Giardia lamblia* occurs via:
- A. Sexual contact
  - B. Respiratory route, through droplet spray
  - C. Ingestion of the cysts in fecally contaminated food.
  - D. Ingestion of trophozoites in fecally contaminated food.
10. In Giardiasis, the excystation takes place in
- A. Cecum
  - B. Rectum
  - C. Stomach
  - D. Small intestine
11. In Giardiasis, the Encystation takes place in
- A. Stomach
  - B. Duodenum
  - C. Jejunum
  - D. Large intestine
12. Steatorrhea is caused by
- A. *Entamoeba histolytica*
  - B. *Balantidium coli*
  - C. *Giardia lamblia*
  - D. *Entamoeba coli*
13. Which one of the following conditions may be associated with giardiasis in the compromised patients ?
- A. Raised Secretory IgA in the small bowel.
  - B. Carbohydrate malnutrition.
  - C. Hypogammaglobulinaemia
  - D. Blood group O in children
14. Chronic cholecystitis may occur with which one of the following protozoal infections?
- A. *Entamoeba histolytica*
  - B. *Balantidium coli*
  - C. *Giardia lamblia*
  - D. *Entamoeba coli*

- 
15. In Giardiasis, the laboratory diagnosis is made by finding trophozoites and/or cysts in:
- Urine
  - Sputum
  - Diarrheal stool
  - Thin blood film
16. Enterotest capsule can be used to diagnose:
- Entamoeba histolytica*
  - Balantidium coli*
  - Giardia lamblia*
  - Entamoeba coli*
17. In case of Giardiasis, in asymptomatic carriers which stage (s) can be detected in stool examination:
- Eggs only
  - Cysts Only
  - Trophozoites Only
  - Both Cysts and Trophozoites
18. Because the cysts of *Giardia lamblia* may be excreted intermittently, the stool examination is necessary to be repeated:
- Once weekly for 1-2 weeks
  - Once weekly for 2-4 weeks
  - Three stool specimens collected on same day
  - Three stool specimens collected on separate days
19. The treatment of giardiasis is done with one of the following drugs:
- Solustibosan
  - Trimethoprim
  - Thiabendazole
  - Metronidazole
20. For giardiasis, no prophylactic vaccine is available:
- True
  - False
21. Largest protozoan parasite of human
- Trichomonas vaginalis*
  - Entamoeba histolytica*
  - Balantidium Coli*
  - Giardia lamblia*

22. The shape of *Trichomonas vaginalis* is:
- A. Barrel
  - B. Round
  - C. Irregularly
  - D. Pear-shaped
23. The nucleus of *Trichomonas vaginalis* is located at the:
- A. Anterior end
  - B. Posterior end
  - C. Center
24. The flagella of *Trichomonas vaginalis* is located:
- A. Anteriorly
  - B. Bilaterally
  - C. Posteriorly
  - D. All around the body.
25. *Trichomonas vaginalis*, can be identified as:
- A. Cysts only
  - B. Oocysts only
  - C. Trophozoites only
  - D. Both Cysts & Trophozoites
26. As regards *Trichomonas vaginalis*, which of the followings is correct for their better growth ?
- A. It grows best in presence of oxygen
  - B. It is better achieved at a pH of 6.0.
  - C. In high acidic environments.
27. For *Trichomonas vaginalis*, the primary mode of transmission is:
- A. Oral-fecal
  - B. Sexual contact
  - C. Contaminated food
  - D. Skin penetration
28. Which of the followings is correct as regards *Trichomonas vaginalis* movement ?
- A. Swim with a characteristic wobbly movement
  - B. Rapid , non directional movement.
  - C. Steady and non moving
  - D. Rotational movement

29. Symptomatic infection with *Trichomonas vaginalis* is high among:

- A. Immunodepressed women
- B. Immunocompetent women
- C. Sexually inactive women
- D. Sexually active women

30. In Trichomoniasis, the laboratory diagnosis is supported by culture on:

- A. Non nutrient agar seeded with E. coli
- B. Modified Diamond's medium
- C. NNN medium
- D. Charcoal

31. The treatment of trichomoniasis is represented by one of these drugs:

- A. Solustibosan
- B. Albendazole
- C. Trimethoprim
- D. Metronidazole.

32. "For trichomoniasis, no prophylactic drug or vaccine is available:

- A. True
- B. False

33. Which of the followings is wrong for trichomoniasis prevention:

- A. Using condoms during sexual contact.
- B. Avoid sexual contact during treatment .
- C. The maintenance of a high pH of vagina.
- D. Treatment of patients and their sexual partner

34. *Entamoeba histolytica* belong to the following phylum:

- A. Ciliophora
- B. Microspora
- C. Apicomplexa
- D. Sarcomastigophora

35. *Plasmodium* belong to the following phylum:

- A. Ciliophora
- B. Microspora
- C. Apicomplexa
- D. Sarcomastigophora

مشترک  
ببین اسٹریکچر  
انفر و  
نورسٹریکچر  
عادی  
مشترک

36. Balantidium belong to the following phylum:

- A. Ciliophora
- B. Microspora
- C. Apicomplexa
- D. Sarcocystophora

37. Microsporidium belong to the following phylum:

- A. Ciliophora
- B. Microspora
- C. Apicomplexa
- D. Sarcocystophora

38. Balantidium moves by:

- A. Cilia
- B. Flagella
- C. Pseudopodia
- D. Non moving protozoa

39. Entamoeba histolytica moves by:

- A. Cilia
- B. Flagella
- C. Pseudopodia
- D. Non moving protozoa

40. Giardia lamblia moves by:

- A. Cilia
- B. Flagella
- C. Pseudopodia
- D. Non moving protozoa

41. Amastigotes form of Leishmania parasite moves by:

- A. Cilia
- B. Flagella
- C. Pseudopodia
- D. Non moving protozoa

MSS

42. Which one of the following protozoa is a pathogenic intestinal amoebae?

- A. *Entamoeba histolytica*
- B. *Iodamoeba butschlii*
- C. *Endolimax nana*
- D. *Entamoeba coli*

43. Which one of the following protozoa is an Opportunistic amoebae?

- A. *Entamoeba histolytica*
- B. *Iodamoeba butschlii*
- C. *Naegleria fowleri*
- D. *Entamoeba coli*

44. *Entamoeba histolytica* inhabit which one of the following sites?

- A. Small intestine
- B. Large intestine
- C. Oral cavity
- D. Vagina

45. Excystation of *Entamoeba histolytica* occur in the :

- A. Sigmoid colon
- B. Small intestine
- C. Large intestine
- D. Stomach

46. Encystation of *Entamoeba histolytica* occur in the:

- A. Small intestine
- B. Large intestine
- C. Duodenum
- D. Stomach

47. Infective form of *Entamoeba histolytica*:

- A. Trophozoite
- B. Precyst
- C. Oocyst
- D. Cyst

48. *Entamoeba histolytica* carrier:

- A. Passes trophozoites in the stool
- B. Passes cysts in the stool
- C. Diagnosed by serology
- D. Non - infective

49. Flask shaped ulcer is characteristic feature of infection with:

- A. *Entamoeba histolytica*
- B. *Giardia Lamblia*
- C. *Entamoeba coli*
- D. *Isosporabelli*

10



Biomedical  
Module  
مادة  
البيولوجيا  
الطبية

50. Which is **wrong** as regards laboratory diagnosis of invasive intestinal amoebiasis is made by:

- A. Serological tests
- B. Stool Examination
- C. Sputum examination
- D. Detection of coproantigens in stool

51. Extraintestinal amoebiasis:

- A. *Entamoeba histolytica*
- B. *Entamoeba hartmani*
- C. *Iodamoeba butschlii*
- D. *Entamoeba coli*

52. As regards clinical manifestations of Amoebiasis, which one of the following is **wrong**:

- A. Amoeboma
- B. Acute amoebic dysentery
- C. Extraintestinal amoebiasis
- D. Primary amoebic meningoencephalitis

53. Microscopic examination of amoebic liver aspirate may detect:

- A. Cyst
- B. Oocyst
- C. Precyst
- D. Trophozoite

54. Which is true about *Entamoeba histolytica* trophozoites?

- A. 10–60µm in diameter
- B. Moves by cilia
- C. Fasting form
- D. Non motile

55. Which is true about *Entamoeba histolytica* cyst?:

- A. Contain one to four nuclei
- B. 20-30 µm in diameter
- C. Pear shaped
- D. Motile

Medical Module



56. The laboratory diagnosis in case of amoebic dysentery consists in:

- A. Identifying cysts in stools
- B. Culture on NNN medium
- C. Identifying ova in stools
- D. X-ray abdomen

57. Which of the followings is wrong as regards the characteristics of amoebic liver abscess?

- A. Characterized by hepatic pain which refers to right shoulder
- B. Associated with Fever followed by profuse sweating
- C. Associated with hepatomegaly and tenderness.
- D. The abscess contains pyogenic fluid

58. *Naegleria fowleri* causes:

- A. Amoebic Keratitis
- B. Amoebic dysentery
- C. Amoebic liver abscess
- D. Primary amoebic meningoencephalitis

59. *Acanthamoeba* causes:

- A. Amoebic Keratitis
- B. Amoebic dysentery
- C. Amoebic liver abscess
- D. Primary amoebic meningoencephalitis

60. Treatment of *Naegleria fowleri* by

- A. Amphotericin B / Rifampin
- B. Diloxanide furoate
- C. Metronidazole
- D. Tinidazole

61. Portal of entry of *Naegleria fowleri* through the :

- A. Mouth
- B. Nose
- C. Ear
- D. Eye

62. Mode of transmission of *Naegleria fowleri* by:

- A. Swimming
- B. Feco- oral
- C. Internal autoinfection
- D. Eating improperly cooked pork

63. Specimen used for diagnosis of *Naegleria fowleri*:

- A. Skin biopsy
- B. Blood film
- C. CSF
- D. Urine

64. As regards *Leishmania* species:

- A. They are extracellular parasites
- B. They have fecal-oral transmission
- C. They have developing stages inside the red blood cells
- D. They are multiplying in the cells of reticuloendothelial system

3, 90

2nd semester  
Miss Blood

65. As regards *Leishmania donovani* causes:

- A. Tropical pulmonary eosinophilia
- B. Visceral larva migrans
- C. Chagas disease
- D. Kala-azar

66. Which is wrong as regards Specimens collected in leishmaniasis :

- A. Feces
- B. Liver puncture
- C. Blood ( buffy coat)
- D. Lymph nodes aspirates

Miss + B

67. Which one of the following is wrong as regards the diagnosis of leishmaniasis:

- A. Microscopic examination in Giemsa-stained smears
- B. Culture on Loffler's medium
- C. Immunodiagnosis
- D. Montenegro-test

Miss + B

68. As regards *Leishmania donovani*:

- A. Causes sleeping-sickness
- B. Is transmitted by tse-tse fly
- C. The disease caused by it is known as black-fever
- D. The disease caused by it is known as oriental sore

69. Which one of the followings is wrong as regards the characteristics of Kala-azar disease:

- A. Spleen and liver progressively become enlarged. .
- B. Accompanied by megaesophagus and megacolon
- C. The incubation period vary between two weeks and 18 months.
- D. Skin develops hyperpigmented granulomatous areas in the forehead and hand.

70. As regards the *Trypanosoma gambiense* and *rhodensiense*:

- A. Cause Chaga's disease
- B. Cause sleeping sickness
- C. Cause Kala-azar disease
- D. Their vector is reduviig bug

71. As regards the *Chaga's* disease is caused by:

- A. *Trypanosoma gambiense*
- B. *Plasmodium falciparum*
- C. *Leishmania tropica*
- D. *Trypanosoma cruzi*

72. As regards the Winter bottom's signs is common in infection by:

- A. *Plasmodium malariae*
- B. *African Trypanosomes*
- C. *Plasmodium falciparum*
- D. *American Trypanosoma*

73. Which is wrong as regards the clinical signs *Chaga's* disease:

- A. Megaesophagus
- B. Meningoencephalitis
- C. Interstitial myocarditis
- D. Unilateral swelling of the eyelid

74. Which is wrong as regards the Laboratory diagnosis of trypanosomiasis:

- A. Culture on NNN medium
- B. Collection of feces
- C. Immuno-diagnosis
- D. Animal inoculation

75. The late stages of *Trypanosoma rhodensiense* are treated with:

- A. Flagyl
- B. Suramin
- C. Tryparsamide
- D. Convalescent serum

76. Which one of the following drugs is used for treatment of *Toxoplasmosis* infection in pregnant women ?

- A. Spiramycin.
- B. Oxytetracycline
- C. Macrolid antibiotics
- D. Combination of Pyrimethamine and Sulfadiazine.

77. For Prevention of *toxoplasmosis*, avoid the contact with cats or cats feces:

- A. True
- B. False

78. For Prevention of *toxoplasmosis*, avoid the contact with dog feces:

- A. True
- B. False

79. Which species of *Plasmodium parasite* causes "Black water Fever:

- A. *Plasmodium ovale*
- B. *Plasmodium vivax*
- C. *Plasmodium malariae*
- D. *Plasmodium falciparum*

80. Malarial relapse occurs due to reactivation of hypnozoites of:

- A. *Plasmodium ovale*
- B. *Plasmodium malariae*
- C. *Plasmodium falciparum*

81. Nephrotic syndrome occurs in chronic infection with:

- A. *Plasmodium ovale*
- B. *Plasmodium vivax*
- C. *Plasmodium malariae*
- D. *Plasmodium falciparum*

82. Sequestration occurs in RBCs infected with:

- A. *Plasmodium ovale*
- B. *Plasmodium vivax*
- C. *Plasmodium malariae*
- D. *Plasmodium falciparum*

83. Ascoll's method is used in diagnosis of chronic cases of:

- MA ✓
- A. Malaria
  - B. Lishmaniasis
  - C. Toxoplasmosis
  - D. Trypanosomiasis

84. The drug used to prevent malarial relapse with *Plasmodium vivax* and *Plasmodium ovale*

- A. Chloroquine
- B. Primaquine
- C. Proguanil
- D. Fansidar

85. Drug used as Chemoprophylaxis for healthy human entering an endemic area for malaria:

- التي لا تنسى
- A. Pyrimethamine
  - B. Chloroquine
  - C. Proguanil
  - D. Fansidar

86. Infection of man is infected with babsia through the bite of:

- A. *Soft tick*
- B. *Hard tick*
- C. *Female Sandy fly*
- D. *Female Anopheline mosquitoes*

87. The drug used to prevent malarial relapse :

- A. Fansidar
- B. Proguanil
- C. Primaquine
- D. Chloroquine

88. There is no chemoprophylactic measures for travelers, against malaria:

- A. True
- B. False

89. Vector arthropods of *Trypanosoma gambiense* and *T. rhodesiense*
- Ticks
  - Sand flies
  - Tse-tse fly
  - Triatomine bugs

90. Vector arthropods of *Leishmania* parasites:

- Ticks
- Sand flies
- Tse-tse fly
- Triatomine bugs

MSS + Blood Module

91. Vector arthropods of *Trypanosoma cruzi*:

- Ticks
- Sand flies
- Tse-tse fly
- Triatomine bugs

92. Definitive diagnosis of cryptosporidiosis is by finding the characteristic spherical Oocysts in fecal samples using:

- Modified Ziehl-Neelsen staining method
- Formol ether concentration method
- Zinc sulfate floatation method
- Direct smear method

93. Broncho-alveolar lavage (BAL) material is used for diagnosis of

- Pneumocystis jirovecii*
- Cryptosporidiosis
- Sarcocystosis
- Isosporiasis

Resp. Module

94. What is the DOC (Drug of Choice) when treating *Trichomonas Vaginalis*?

- Praziquantal
- Erythromycin
- Mebendazole
- Metronidazole

95. The pathogenic protozoon with extra-intestinal spread through blood is:

- Entamoeba histolytica*
- Giardia Lamblia*
- Entamoeba coli*
- Isasporabelli*

96. *Entamoeba histolytica* trophozoites encyst in the:

- A. Wall of lower part of small intestine
- B. Wall of the recto-sigmoid colon
- C. Lumen of the colon
- D. Stomach

97. *Naegleria fowleri* infection is diagnosed by:

- A. Blood film
- B. Xenodiagnosis
- C. Serological examination
- D. CSF culture, on non-nutrient agar seeded with *E. coli*

98. *Naegleria fowleri* is:

- A. Permanent parasite of man
- B. Non pathogenic parasite
- C. Opportunistic parasite
- D. Found in soil

99. *Acanthamoeba* species cause:

- A. Primary Amoebic meningoencephalitis
- B. Granulomatous amoebic encephalitis
- C. Amoebic liver abscess
- D. Amoebic dysentery

100. Liver abscess is a known complication of infection with:

- A. *Giardia lamblia*
- B. *Ascaris lumbricoides*
- C. *Schistosoma mansoni*
- D. *Entamoeba histolytica*

101. Which one of the followings is wrong as regards toxoplasmosis in humans:

- A. Acute infection could be transmitted from mother to fetus
- B. Becomes active in immuno-compromised patients
- C. Is mainly diagnosed by serological tests
- D. Associated with dogs

102. Which one of the followings is wrong as regards acute toxoplasmosis in humans:

- A. Toxoplasmosis may produce infectious mononucleosis like symptoms
- B. Infections with *T. gondii* are often mild with flu-like symptoms.
- C. Lymphadenopathy is the most easily recognized symptom
- D. Ocular toxoplasmosis is an uncommon manifestation.

103. Which one of the followings is wrong about mode of transmission of *Toxoplasma gondii* :

- A. Ingestion of cysts in undercooked meat
- B. Ingestion of soil contaminated by Oocyst from man
- C. Organ transplant and blood transfusion (infected donor)
- D. Congenital transmission from mother with acute toxoplasmosis

104. Which one of the following drugs is used in treatment of Toxoplasmosis in pregnant women:

- A. A combination of Pyrimethamine and Sulfadiazine.
- B. Macrolid antibiotics
- C. Paromomycin
- D. Spiramycin

105. *Cryptosporidium* multiplies in the:

- A. Brush border of epithelial lining of small intestine
- B. Intracellular within the reticuloendothelial cells
- C. Lumen of large intestine
- D. Lumen of small intestine

106. Oocyst of Toxoplasma is found in:

- A. Faeces of infected man
- B. Faeces of infected cats
- C. Faeces of infected dogs
- D. Faeces of infected pigs

107. Trophozoite of Toxoplasma is:

- A. Free living
- B. Infective by ingestion
- C. Found in chronic infection
- D. Obligatory intracellular parasite

108. Cyst of Toxoplasma found in:

- A. Faeces of infected man
- B. Faeces of infected cat
- C. Chronic infection
- D. Acute infection

109. As regards *Giardia lamblia*, it affects mainly:

- A. Colon
- B. Rectum
- C. Caecum
- D. Upper small intestine

110. Flask shaped ulcers in the colon are caused by:

- A. *Acanthamoeba*
- B. *Giardia lamblia*
- C. *Naegleria fowleri*
- D. *Entamoeba histolytica*

3/10/2023



111. Which one of the followngs is wrong about *trichomonas vaginalis*?

- A. Is transmitted through sexual contact
- B. Causes vaginal discharge in females
- C. Infective stage is the cyst stage
- D. May causes prostatitis in males

112. Contamination of contact lenses could lead to eye infection with :

- A. *Acanthamoeba speices*
- B. *Naegleria fowleri*
- C. *Toxocara canis*
- D. *Loa Loa*

113. As regards *Trichomonas vaginalis*, it moves by :

- A. Cilia
- B. Flagella
- C. Pseudopodia
- D. No movemnet at all.

114. Which one of the following statements is wrong as regards giardiasis ?

- A. Most infections are asymptomatic
- B. Affects mainly the upper small intestine
- C. Transmitted by ingestion of trophozoites
- D. Diagnosed by examination of stool or duodenal contents

115. Infection with *giardia lamblia* is through ingestion of the:

- A. Trophozoite stage
- B. Oocyst stage
- C. Cyst stage
- D. Egg stage

116. After ingestion of *giardia lamblia*, excystation takes place in the :

- A. Colon
- B. Stomach
- C. Lower part of small intestine
- D. Upper part of small intestine

117. The parasite that results in symptoms of duodenitis is:

- A. *Entamoeba coli*
- B. *Giardia lamblia*
- C. *Balantidium coli*
- D. *Entamoeba histolytica*

118. The protozoon causing dysenteric symptoms is :

- A. *Entamoeba coli*
- B. *Giardia lamblia*
- C. *Trichomonas hominis*
- D. *Entamoeba histolytica*

فواصله كماله  
5

119. The protozoan transmitted by sexual contact is:
- A. *Dientamoeba fragilis*
  - B. *Trichomonas hominis*
  - C. *Reinamoeba hominis*
  - D. *Trichomonas vaginalis*
120. Laboratory diagnosis of scabies is best done by:
- A. Blood examination
  - B. Rectal biopsy
  - C. Skin scraping
  - D. Serology
121. Which one of the following diseases is transmitted by anthropode vector:
- A. Cryptosporidiosis
  - B. Schistosomiasis
  - C. Yellow Fever
  - D. Hydatid cyst
122. Malarial relapse is common in:
- A. *Plasmodium Falciparum*
  - B. *Plasmodium malaria*
  - C. *Plasmodium vivax*
  - D. Both A & C
123. Which one of the following statements is true as regards plasmodium falciparum infection:
- A. Relapses occur every 3 months
  - B. It causes benign tertian infection
  - C. It is characterized by severe anemia
  - D. Characteristically paroxysms occurs every 72 hours
124. Which one of the following infections is NOT associated with splenomegaly is not caused by :
- A. Schistosomiasis
  - B. Ascariasis
  - C. Kala-azar
  - D. Malaria
125. As regards cutaneous Leishmaniasis it is:
- A. Diagnosed by bone marrow smear
  - B. Caused by leishmania dondvani
  - C. Diagnosed by xenodiagnosis
  - D. Transmitted by sand fly
- MSS

126. As regards African trypanosomiasis it is:

- A. Caused by *Trypanosoma cruzi*
- B. Found within the macrophage
- C. Diagnosed by Animal inoculation
- D. Diagnosed by culture on Löffler's media

127. *Naegleria fowleri* infection is diagnosed by:

- A. Serological examination
- B. CSF Culture on NNN medium
- C. Examination of Thin blood film
- D. CSF Culture on non-nutrient agar seeded with *E. coli*

128. Nephrotic syndrome in *Plasmodium malariae* is due to :

- A. Sever anemia
- B. Hypoproteinemia
- C. Sequestration of RBCs within glomerular capillaries
- D. Deposition of immune-complexes in glomerular capillaries

129. Cerebral malaria is a known complication of infection with:

- A. *Plasmodium falciparum*
- B. *Plasmodium malariae*
- C. *Plasmodium vivax*
- D. *Plasmodium ovale*

130. As regards malaria infection a sexual phase takes place in the:

- A. Red blood cells
- B. Macrophage
- C. Mosquitoes
- D. Liver cells

131. As regards malaria infection sexual phase takes place in the:

- A. Red blood cells
- B. Macrophage
- C. Mosquitoes
- D. Liver cells

132. As regards Malaria attacks (paroxysms) are due to:

- A. Rupture of Hepatocytes with release Merozoites
- B. Rupture of RBCs with release of merozoites
- C. Invasion of Hepatocytes by Merozoites
- D. Invasion of RBCs by Merozoites

133. Schizonts of malaria parasite are NOT found in peripheral blood in:

- A. *Plasmodium falciparum*
- B. *Plasmodium malariae*
- C. *Plasmodium vivax*
- D. *Plasmodium ovale*

سؤال طبي  
127

begin



141. *Plasmodium* life cycle in female mosquito is named:

- A. Gametogony
- B. Schizogony
- C. Sporogony
- D. Both A & B

142. In cutaneous *Leishmania* the infective stage is:

- A. Amastigote form
- B. Leishmania form
- C. Promastigote form
- D. Trypomastigote form

143. In visceral Leishmaniasis culture of the biopsy material on NNN medium results in :

- A. Amastigote form
- B. Leishmania form
- C. Promastigot form
- D. Epimastigote form

144. Which one of the following indices is wrong as regards malaria survey in human?

- A. Splenic index
- B. Parasitic index
- C. Sporozoite index
- D. Haemoglobin index

145. Fever due to *Babesia* infection occurs:

- A. Regular every 48 hours
- B. Regular every 72 hours
- C. Irregular every 24-36 hours
- D. Irregular without periodicity

146. The presence of "Maltese cross form" during examination of thin blood film is unique to infection with:

- A. *Babesia microti*
- B. *Plasmodium vivax*
- C. *Plasmodium malariae*
- D. *Plasmodium falciparum*

147. Ring forms of *Babesia* in thin blood film can be confused with malaria parasites, especially:

- A. *Plasmodium vivax*
- B. *Plasmodium ovale*
- C. *Plasmodium malariae*
- D. *Plasmodium falciparum*

148. Which one of the following parasites does not form schizont stage?

- A. *Babesia microti*
- B. *Plasmodium vivax*
- C. *Plasmodium ovale*
- D. *Plasmodium malariae*

149. To lower the parasitic load, Blood exchange transfusion is used in treatment of severe cases with which one of the following parasitic infection?

- A. *Babesia microti*
- B. *Plasmodium vivax*
- C. *Plasmodium ovale*
- D. *Plasmodium malariae*

150. In intestinal sarcocystosis, the humans acts as a definitive host

- A. True
- B. False

151. In muscular sarcocystosis the humans act as accidental dead-end intermediate hosts .

- A. True
- B. False

152. In Intestinal sarcocystosis , Infection occurs due to eating raw or insufficiently cooked meat from cattle or pigs containing tissue cysts

- A. True
- B. False

153. In Muscular sarcocystosis, Infection occurs after swallowing sporocysts in contaminated food or water with faeces of an infected predator

- A. True
- B. False

154. Bronchoalveolar lavage (BAL) material is used to diagnose infection with:

- A. *Isospora belli*
- B. *Sarcocysts Species*
- C. *Pneumocystis jirovecii*
- D. *Cyclospora cayentanensis*

155. The largest of the parasitic protozoans, and the ONLY ciliated protozoan which causes human disease, is:

- A. *Entamoeba histolytica*
- B. *Plasmodium species*
- C. *Toxoplasma gondii*
- D. *Balantidium coli*

156. Which of the following is NOT an infective stage of *Toxoplasma gondii*?

- A. Cyst
- B. Oocyst
- C. Trophozoite
- D. Ootrophozoite

157. Which one of the followings is an intracellular parasite?

- A. *Ancylostoma canium*
- B. *Schistosoma mansoni*
- C. *Pneumocystis carinii*
- D. *Toxoplasma gondii*

158. Which one of the followings has been classified as a fungi, but it also seen as a protozoan?

- A. *Giardia lamblia*
- B. *Balantidium coli*
- C. *Pneumocystis carinii*
- D. *Trypanosoma rhodesiense*

159. *Cryptosporidium parvum* causes:

- A. Urinary tract infection
- B. Gastroenteritis
- C. Dysentary
- D. Parvo

160. Which one of the following specimen types is suitable for the recovery of *Entamoeba histolytica*?

- A. Sigmoidoscopy material
- B. Genital material
- C. Sputum
- D. Urine

161. The ELISA method may be used to detect:

- A. *Entamoeba coli*
- B. *Chilomastix mesnili*
- C. *Trichomonas hominis*
- D. *Entamoeba histolytica*

162. Serologic methods have been developed to identify which one of these parasites?

- A. *Enterobius vermicularis*
- B. *Ascaris lumbricoides*
- C. *Toxoplasma gondii*
- D. *Balantidium coli*

163. Which one of the following parasites causes both intestinal and extraintestinal amebiasis?

- A. *Endolimax nana*
- B. *Iodamoeba butschlii*
- C. *Entamoeba gingivalis*
- D. *Entamoeba histolytica*

164. Which one of the following parasites is known to contain cytoplasmic ingested red blood cells in the trophozoite morphologic form?

- A. *Endolimax nana*
- B. *Chilomastix mesnili*
- C. *Entamoeba hartmanni*
- D. *Entamoeba histolytica*

165. The locomotive structures of *Entamoeba histolytica* are known as:

- A. Peripheral chromatin
- B. Pseudopods
- C. Flagella
- D. Cilia



166. Which one of the following parasites may be identified by being cultured?

- A. *Acanthamoeba species*
- B. *Chilomastix mesnili*
- C. *Toxoplasma gondii*
- D. *Entamoeba coli*

167. Which one of the following parasites enters its host through ingestion of infected food?

- A. *Strogylodes stercoralis*
- B. *Schistosoma mansoni*
- C. *Necator americanus*
- D. *Trichinella spiralis*

168. Which one of the following would be considered the definitive host of a parasite:

- A. Insect vector
- B. First host infected by the parasite
- C. Host in which mature parasites develop
- D. Host in which immature parasites develop

169. Which one of the following microfilariae is found in the subcutaneous tissues?

- A. *Loa loa*
- B. *Brugia malayi*
- C. *Onchocerca volvulus*
- D. *Dipetalonema perstans*

170. Which one of the following parasites must migrate through the circulation before maturing in the portal venous system:

- A. *Enterobius vermicularis*
- B. *Schistosoma mansoni*
- C. *Trichuris trichiura*
- D. *Taenia saginata*

171. Which of the following morphologic forms serve as the diagnostic stage of the amebae:

- A. Gametocyte
- B. Sporozoite
- C. Oocyst
- D. Cyst

172. The intestinal amebae are NOT transmitted by:

- A. The ingestion of cysts in contaminated food
- B. The ingestion of cysts in contaminated drink
- C. Hand-to-mouth contamination
- D. The bite of an insect

173. Which ameba listed here has a flagellate form as part of its life cycle?

- A. *Naegleria fowleri*
- B. *Trichomonas tenax*
- C. *Pneumocystis carinii*
- D. *Acanthamoeba species*

174. Which one of the parasites listed here is transmitted via ingestion of contaminated pork?

- A. *Taenia saginata*
- B. *Trichinella spiralis*
- C. *Hymenolepis nana*
- D. *Paragonimus wetermani*

175. The trophozoite is the only morphologic form in the life cycle of:

- A. *Trypanosoma cruzi*
- B. *Chilomastix mesnili*
- C. *Trichomonas hominis*
- D. *Retortamonas intestinalis*

176. Which one of the following parasites may be contracted by swimming in contaminated water?

- A. *Taenia species*
- B. *Trichinella spiralis*
- C. *Acanthamoeba species*
- D. *Hymenolepis diminuta*

177. Houseflies are a possible transmission for which of these categories of parasites?

- A. Free living Amebae
- B. Hemoflagellates
- C. Sporozoa
- D. Amebae

178. Which one of these parasites may be contracted by swimming in infected water?
- A. *Paragonimus westermani*
  - B. *Plasmodium falciparum*
  - C. *Naegleria fowleri*
  - D. *Babesia microti*
179. Which one of the following parasites has a life cycle that resembles that of the *Plasmodium* species?
- A. *Dracunculus medinensis*
  - B. *Blastocystis hominis*
  - C. *Babesia microti*
  - D. *Toxocara canis*
180. The specimen of choice for the recovery of *Entamoeba hartmanni* is:
- A. CSF
  - B. Stool
  - C. Urine
  - D. Blood
181. Which one of the parasites listed here is capable of crossing the placenta and causing serious harm to fetus?
- A. *Giardia lamblia*
  - B. *Toxoplasma gondii*
  - C. *Pneumocystis carinii*
  - D. *Cryptosporidium parvum*
182. This parasite together with *Trichomonas tenax* are both considered as oral non-pathogens:
- A. *Entamoeba gingivalis*
  - B. *Blastocystis hominis*
  - C. *Giardia lamblia*
  - D. *Isospora belli*
183. Which one of the following parasites listed below causes West African Sleeping Sickness?
- A. *Onchocerca volvulus*
  - B. *Leishmania donovani*
  - C. *Leishmania braziliensis*
  - D. *Trypanosoma gambiense*

184. Entamoeba, Endolimax, and Iodamoeba are members of which of subphylum?

- A. Sporozoa
- B. Sarcodina
- C. Ciliophora
- D. Mastigophora

185. The class of protozoa with no apparent organelles for locomotion is known as:

- A. Mastigophora
- B. Sarcodina
- C. Sporozoa
- D. Ciliata

186. Which one of the following parasites is considered as non intestinal ameba?

- A. *Trichomonas vaginalis*
- B. *Toxoplasma gondii*
- C. *Naegleria fowleri*
- D. *Giardia lamblia*

187. Protozoal parasites that typically do not produce disease in humans are referred to as being:

- A. Parthenogenic
- B. Commensal
- C. Pathogenic
- D. Facultative

188. Parasites that belong to the category Sporozoa are also known as:

- A. Flukes
- B. Digenea
- C. Coccidia
- D. Hemoflagellates

189. Thick Giemsa-stained smears are primarily used to screen for the presence of:

- A. *Toxoplasma gondii*
- B. *Plasmodium species*
- C. *Onchocerca volvulus*
- D. *Paragonimus westermani*

190. Which one of the following parasites may be recovered in the peripheral blood?

- A. *Giardia lamblia*
- B. *Plasmodium vivax*
- C. *Trichinella spiralis*
- D. *Pneumocystis carinii*

191. The episodes of fever and chills experienced by patients suffering from malaria are known as:

- A. Inflammations
- B. Parasitemias
- C. Paroxysms
- D. Relapses

192. Which one of the following diseases can cause primary amoebic meningoencephalitis:

- A. *Naegleria fowleri*
- B. *Entamoeba histolytica*
- C. *Acanthamoeba species*
- D. *Balamuthia mandrillaris*

193. Which one of the following parasitic infections is treated with the drug Pentavalent antimony (Pentostam)?

- A. Visceral Leishmaniasis
- B. Bancroftian Filariasis
- C. Malignant malaria
- D. Quadrant malaria

194. Clumping together of the parasitized red blood cells to the intima of the capillaries commonly occur in :

- A. *Plasmodium vivax*
- B. *Leishmania infantum*
- C. *Leishmania donovani*
- D. *Plasmodium falciparum*

195. Which one of the followings is wrong as regards malaria survey in human?

- A. Haemoglobin index
- B. Sporozpote index
- C. Parasitic index
- D. Splenic index

196. Which one of the followings will not be present in a person infected with *Plasmodium vivax* by blood transfusion?

- A. Schizont
- B. Hypnozoite
- C. Trophozoite
- D. Gametocyte

197. Which one of the followings does *Leishmania* Amastigote inhabit?

- A. Hepatocyte
- B. Erythrocytes
- C. Macrophages
- D. Squamous cells

MSS

198. What the name of the motile organism found in vaginal discharge ?

- A. *Nagelaria fowleri*.
- B. *Toxoplasma gondii*.
- C. *Entamoeba histolytica*.
- D. *Trichomonas vaginalis*.

199. Which is wrong as regards the immunity to *Toxoplasma gondii* infection

- A. Both humoral and cellular immune responses are stimulated.
- B. Ig M appears within 1-month post- infection.
- C. Past infection result in long-term immunity.
- D. Ig G appears after 2 months post- infection.

200. Which is wrong as regards the risk factors of Toxoplasmosis

- A. Pregnancy.
- B. Dealing with cats.
- C. Immuno-competent .
- D. Consumption of under-cooked meat.

201. Which is wrong as regards the classical triad of congenital toxoplasmosis

- A. Cerebral calcification & dilatation of ventricles.
- B. Bilateral central chorio-retinitis.
- C. Mental retardation & convulsions.
- D. Hydrocephaly.

??

202. Treatment of toxoplasmosis is necessary in which of the following ?

- A. Mildly ill patient.
- B. Pregnant women.
- C. Asymptomatic healthy.
- D. Immuno-competent patients.

203. Which is wrong as regards Clinical stages of African sleeping sickness:

- A. Stage of chagoma
- B. Stage of hemolympathic Features
- C. Stage of meningoencephalitic Features

204. Which is wrong as regards Laboratory Diagnosis of African sleeping sickness?

- A. demonstrating trypanosomes by microscopic examination
- B. A wet preparation for the motile Parasites
- C. Inoculation into mice
- D. Antibody detection

205. Which is wrong as regards Clinical manifestation of American sleeping sickness?

- A. Trypanosomal Chancre
- B. Cardiomyopathy
- C. Mega esophagus
- D. Mega colon

206. Which is wrong as regards fatal Complications of *plasmodium falciparum*?

- A. Respiratory distress syndrome
- B. Nephrotic syndrome
- C. Cerebral malaria
- D. Severe anemia

207. Romana's sign is a clinical manifestation of :

- A. Malignant malaria
- B. Visceral Leishmaniasis
- C. African sleeping sickness
- D. American sleeping sickness

208. Winter bottom's sign is a clinical manifestation of :

- A. Malignant malaria
- B. Visceral Leishmaniasis
- C. African sleeping sickness
- D. American sleeping sickness

209. *Leishmaniasis* is transmitted by

- A. Female Anopheles
- B. *Triatoma megesta*
- C. Sandy fly
- D. Tse tse fly

MSS + Blood

210. The treatment of *Trichomoniasis* is represented by one of these drugs:

- A. Solustibosan
- B. Trimethoprim
- C. Metronidazole.
- D. Thiabendazole

211. Which one of the following types of *Leishmaniasis* is prevalent in Egypt?

- A. *Leishmania major*.
- B. *Leishmania tropica*.
- C. *Leishmania donovani*.
- D. *Leishmania infantum*.

~~MSS~~  
MSS

212. Chiclero ulcer is caused by which one of the following *Leishmania* parasites?

- A. *Leishmania Mexicana*.
- B. *Leishmania aethiopica*.
- C. *Leishmania braziliensis*.
- D. *Leishmania amazonensis*.

MSS



		Protozoa answers							
1.	D	24.	A	47.	D	70.	B	93.	A
2.	A	25.	C	48.	B	71.	D	94.	D
3.	D	26.	B	49.	A	72.	D	95.	A
4.	B	27.	B	50.	C	73.	B	96.	C
5.	C	28.	A	51.	A	74.	B	97.	D
6.	D	29.	d	52.	D	75.	C	98.	C
7.	B	30.	B	53.	D	76.	A	99.	B
8.	A	31.	D	54.	A	77.	A	100.	D
9.	C	32.	A	55.	A	78.	B	101.	D
10.	D	33.	C	56.	A	79.	D	102.	D
11.	D	34.	D	57.	D	80.	A	103.	B
12.	C	35.	C	58.	D	81.	C	104.	D
13.	C	36.	A	59.	A	82.	D	105.	A
14.	C	37.	B	60.	A	83.	A	106.	B
15.	C	38.	A	61.	B	84.	B	107.	D
16.	C	39.	C	62.	A	85.	A	108.	C
17.	B	40.	B	63.	C	86.	B	109.	D
18.	D	41.	D	64.	D	87.	C	110.	D
19.	D	42.	A	65.	D	88.	B	111.	C
20.	A	43.	C	66.	A	89.	C	112.	A
21.	C	44.	B	67.	B	90.	B	113.	B
22.	D	45.	B	68.	C	91.	D	114.	C
23.	A	46.	B	69.	B	92.	A	115.	C

116.	D
117.	B
118.	I
119.	
120.	
121.	
122.	
123.	
124.	
125.	
126.	
127.	
128.	
129.	
130.	
131.	
132.	
133.	
134.	
135.	
136.	
137.	
138.	
139.	
140.	

		Protozoa answers							
116.	D	139.	D	162.	C	185.	C	208.	C
117.	B	140.	C	163.	D	186.	C	209.	C
118.	D	141.	C	164.	D	187.	B	210.	C
119.	D	142.	C	165.	B	188.	C	211.	B
120.	C	143.	C	166.	A	189.	B	212.	A
121.	C	144.	C	167.	D	190.	B	-----	-----
122.	C	145.	D	168.	C	191.	C	-----	-----
123.	C	146.	A	169.	C	192.	A	-----	-----
124.	B	147.	D	170.	B	193.	A	-----	-----
125.	D	148.	A	171.	D	194.	D	-----	-----
126.	C	149.	A	172.	D	195.	B	-----	-----
127.	D	150.	A	173.	A	196.	B	-----	-----
128.	D	151.	A	174.	B	197.	C	-----	-----
129.	A	152.	A	175.	C	198.	D	-----	-----
130.	D	153.	A	176.	C	199.	A	-----	-----
131.	C	154.	C	177.	D	200.	C	-----	-----
132.	B	155.	D	178.	C	201.	D	-----	-----
133.	A	156.	D	179.	C	202.	B	-----	-----
134.	C	157.	D	180.	B	203.	A	-----	-----
135.	A	158.	C	181.	B	204.	C	-----	-----
136.	C	159.	B	182.	A	205.	A	-----	-----
137.	C	160.	A	183.	D	206.	B	-----	-----
138.	C	161.	D	184.	B	207.	D	-----	-----