



Pharmacology of Quinolones & sulphonamides

Dr.Nashwa Abo-Rayah

**Associate prof. (clinical & experimental
pharmacology)**



Mu'tah University- Faculty of Medicine

JORDAN 2024/2025

Objectives

- What are quinolones?
- Nalidixic acid
- Fluoroquinolones: generations, spectrum, advantages, mechanism of action, resistance, uses, adverse effects and contraindications
- Inhibitors of synthesis of essential metabolites: sulphonamides
- Sulphadiazine: PKs and PDs
- Co-trimixazole
- Other sulphonamides combinations
- Adverse effects of sulphonamides

Quinolones

✓ Synthetic antimicrobials

✓ Bactericidal (DNA-Synthesis *مجموعة هذه الأدوية تعمل على*)

✓ Primarily gram-negative bacteria

But the antibiotic
natural source

Nalidixic acid (& piperimidic acid)

- First member: **prototype** (First generation)
- **Advantages:**
- 1- Cover G-ve bacteria
- 2- Rapidly excreted ^{by kidney} in urine in concentrations enough for treatment of **UTIs** (high)

Urinary Track infection

* $t_{1/2}$ is short

Disadvantages of nalidixic acid

❖ Concentration of free drug in plasma & most tissues is **non-therapeutic** for **systemic infections**

❖ **Narrow spectrum** *عذر معين من gram-negative*

❖ **Rapid development of bacterial resistance.**

❖ So:

why ❖ Limited therapeutic use ?? ↑

Fluoroquinolones

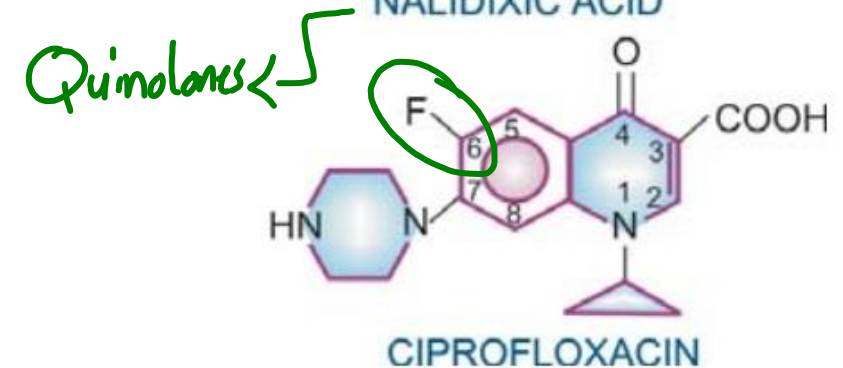
• Quinolones are molecules structurally derived from the heterobicyclic aromatic compound **quinoline**.

ذرة غلور
Two rings

• **Fluorination** of quinolone structure at position 6 resulted in derivatives called **fluoroquinolones**



NALIDIXIC ACID



CIPROFLOXACIN

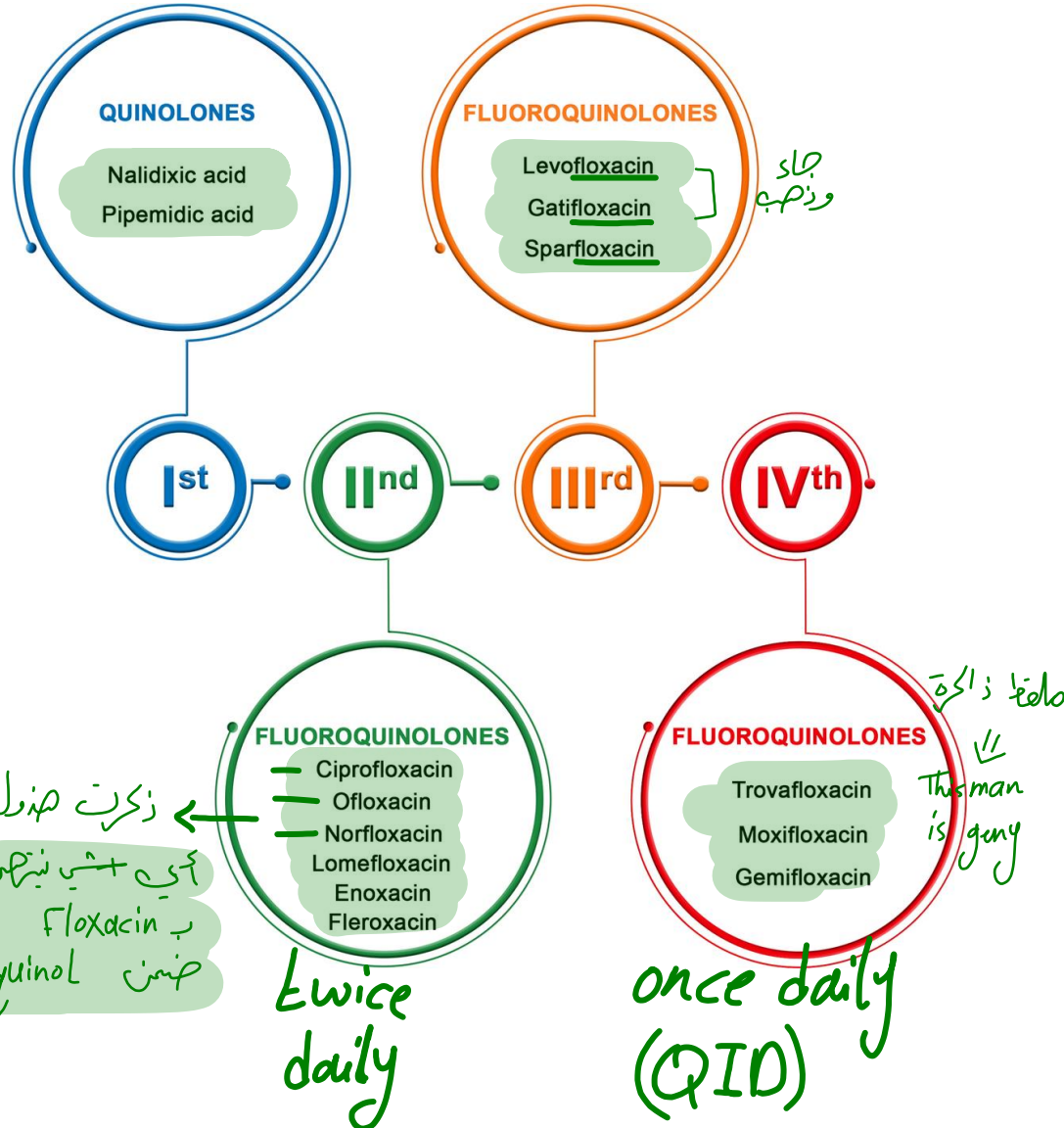
Generations & Spectrum

From 1st → 4th generation

1) Spectrum (to broad)

2) potency

3) Duration **increased**



	2 nd generation	3 rd generation	4 th generation
mutalikpharmacology Gram negative aerobes			
Anerobes +	++	+++	++++
Gram +ve +	++	+++	++++
Atypical +	++	+++	++++
Long (bd)	Longer + (qd)	Longer ++ (qd)	Longer ++ (qd)
UTI, Gonorrhoea, Typhoid fever, Respiratory, CAP, Mycoplasma, Chlamydia, Tuberculosis, Post-op/Hospital infections, Gynecological infections			

Staph. Strep.

Community acquired pneumonia

Advantages of fluoroquinolones

- 1- High potency
 - 2- Broad antimicrobial spectrum
 - 3- Slow development of resistance
 - 4- Better tissue penetration
 - 5- Prolonged duration of action
- ❖ Used for wide variety of infectious diseases

Pharmacokinetics of quinolones

- **Key:** MW less than 500, chemical structure has no $-OH$ groups
- **Absorption:** *↳ Can absorbed* and cell membrane positive \rightarrow replication \rightarrow no absorbed
- Rapid and complete oral absorption, avoid with food (or drugs) containing Al, Ca, Iron
- **Distribution:** *Decrease the absorption*
- **High tissue penetration:** Concentration in lung, sputum, muscle, bone, cartilage (minerals), prostate, and phagocytes & neutrophils (IC) exceeds that in plasma
- **Can pass BBB:** reaching concentrations to treat CNS infections
- **Pass placental barrier:** teratogenic *(side effect) meningitis*
- **Excreted** in breast milk
- **Metabolism:** liver
- **Excretion:** in urine unchanged : Urinary are 10-50-fold higher than in plasma: UTIs
- **Moxifloxacin** excreted by non-renal routes: not used in UTIs

بسبب وجود
البيانات فيها
تركيزه اعلى بكثير
من البلازما

Mechanism of action

يختلف الاسم من gram-positive and negative

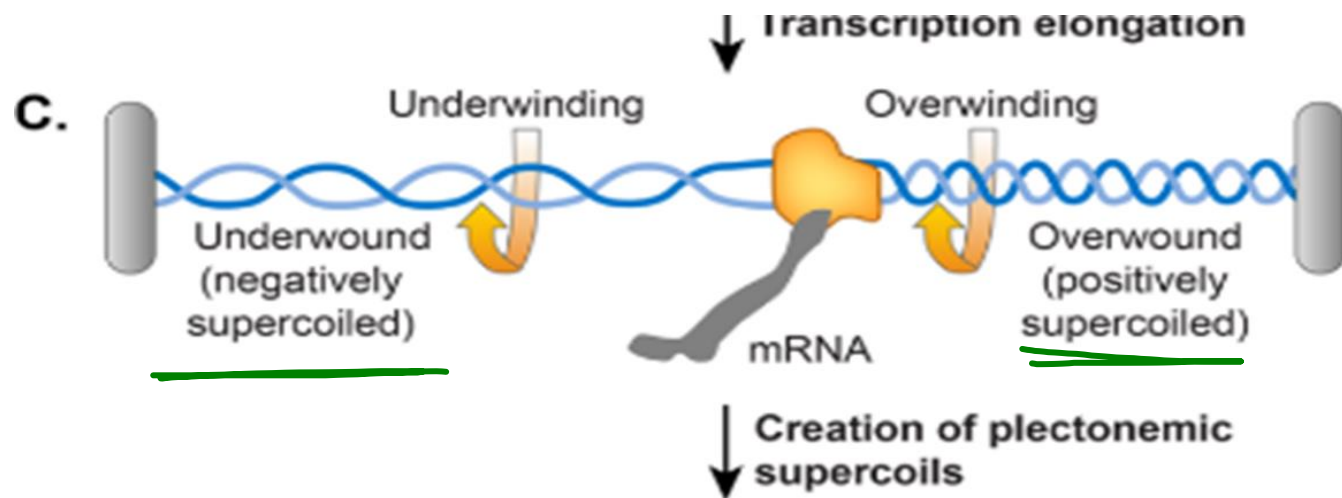
Quinolones target bacterial DNA gyrase & Topoisomerase IV

- Gram negative bacteria - DNA Gyrase
- Gram positive bacteria - Topoisomerase IV
- In mammalian cells(human cells) **Topoisomerase II**
 - 1- Low affinity for flouoroquinolones
 - 2- Inhibited by quinolones only at much higher concentrations.

Low toxicity to host cells

Mechanism of action

- Two strands of double helical DNA must separate to permit DNA replication / transcription
- “over winding” / excessive positive supercoiling of DNA leads to faulty protein synthesis and bacterial death.



Mechanism of resistance

- **1- Chromosomal mutation:**

bacteria produce DNA Gyrase/ Topoisomerase IV with **reduced affinity** for quinolones.

- **2- Drug efflux:** across bacterial membranes

- Resistance is **slow** to develop *because the mechanism of action*

Therapeutic indications

1- Urinary tract infections:

- Most commonly used antimicrobials for UTI
- Very effective against **Gram negative bacilli** like

E.coli

Proteus

Enterobacter

Psuedomonas

Ciprofloxacin 500 mg bd

2- Salmonella typhi infection (typhoid fever):

- **Ciprofloxacin 500 mg bd x 10 days** مرتين في اليوم لمدة عشر أيام
- Prevents carrier state also

عشان ما ينقل المرض

3- Respiratory infections:

- Pneumonia
- Acute sinusitis
- Chr. Bronchitis
- **Respiratory quinolones: levofloxacin, moxifloxacin, Gemifloxacin.** why?
هل هذه ذاكرة
[my great Lung]
- They are distributed IC in macrophages and polymorphs
- Cover G+ve and atypical bacteria

4- Bone and joint infections: Osteomyelitis & joint infections

5- Meningitis

6- - Atypical infections

Adverse effects

1- Musculoskeletal:

• **Tendonitis & tendon rupture:** ciprofloxacin: tendinopathy of Tendo Achillis
متنوع الرباطية

• **Arthropathy (Joint disease)** in immature animals

Contraindication: children less than 6-12 years, pregnancy and during breast feeding contraindicated

• **2- CNS:** excitation due to blocking of GABA receptors: **seizures** have occurred predominantly in patients receiving theophylline or a NSAIDs and epilepsy patients (contraindications)

main inhibitor to neurotransmitters
Non-steroidal anti-inflammatory drugs

Adverse effects

=> arrhythmia

- **3- QT interval prolongation:** trovafloxacin withdrawn in 2016.
- **Cautious use in patients who are taking drugs that are known to prolong the QT interval:** tricyclic antidepressants, Phenothiazine and class I anti-arrhythmics
- **4- Drug interactions:**
 - NSAIDs & theophylline may enhance CNS toxicity of fluoroquinolones
 - Seizures reported
 - Antacids, Sucralfate, Iron salts reduce absorption of quinolones
 - Quinolones are cytochrome p450 inhibitors

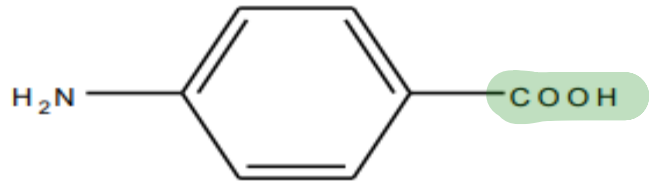
(Liver enzymes)

→ Decrease the doses

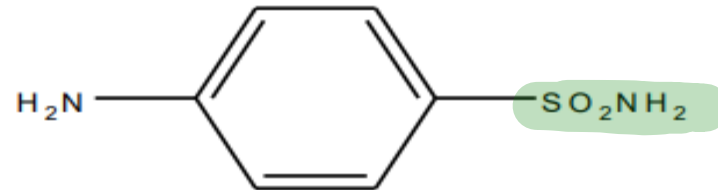
Inhibitors of synthesis of essential metabolites

Sulphonamides (sulpha drugs) & trimethoprim

- Antimicrobials in this class:
- Sulfonamides
- Trimethoprim
- **Bacteriostatic**



P-amino-benzoic acid (PABA)



Sulfanilamide

PKs

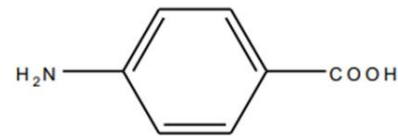
- **Example:** sulphadiazine
- **Absorption:** good oral absorption, **not affected by food**
- **Distribution:**
- **BBB: pass:** used with penicillin for treatment of bacterial meningitis in 1930s-1940s
- **Good tissue penetration:** prostate
- **Placenta:** pass and excreted in breast milk
- **Metabolism:** liver
- **Excretion:** renal: acylated but active metabolite (UTIs, alkalization of urine)
- **Uses:** treatment of CNS toxoplasmosis and plasmodium falciparum

لے کر یزبہ خنیا acidic urine و سبب صورت

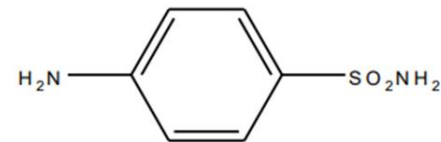
ملاریا

PDs

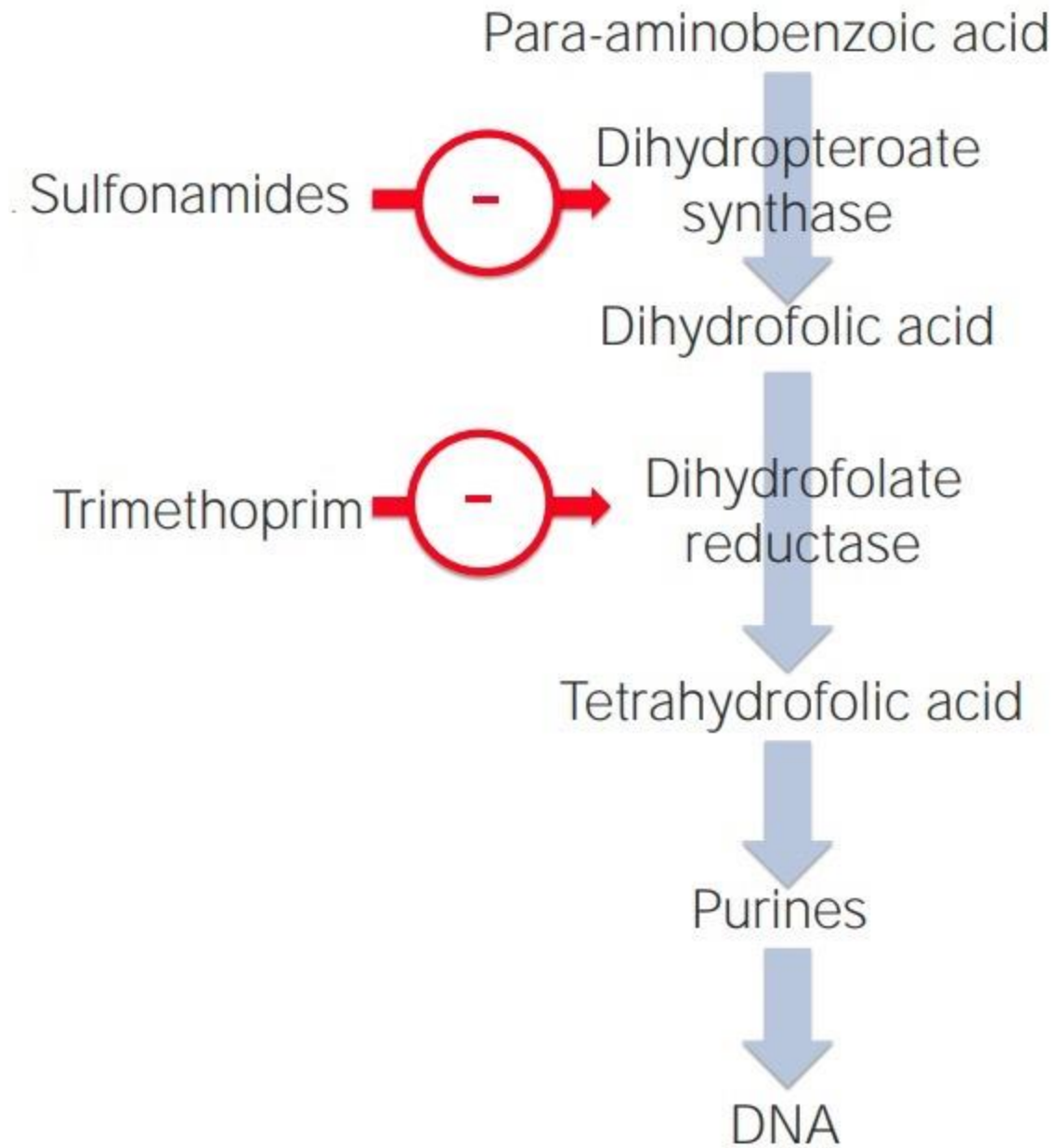
- Competitive inhibitors of **dihydrofolate synthase** bacterial enzyme responsible for the incorporation of **PABA** into **dihydrofolic acid** (immediate precursor of folic acid).
- Folic acid required for synthesis of purines and nucleic acid
- Sulfonamides are structural analogue of P-aminobenzoic acid (PABA)



P-amino-benzoic acid (PABA)

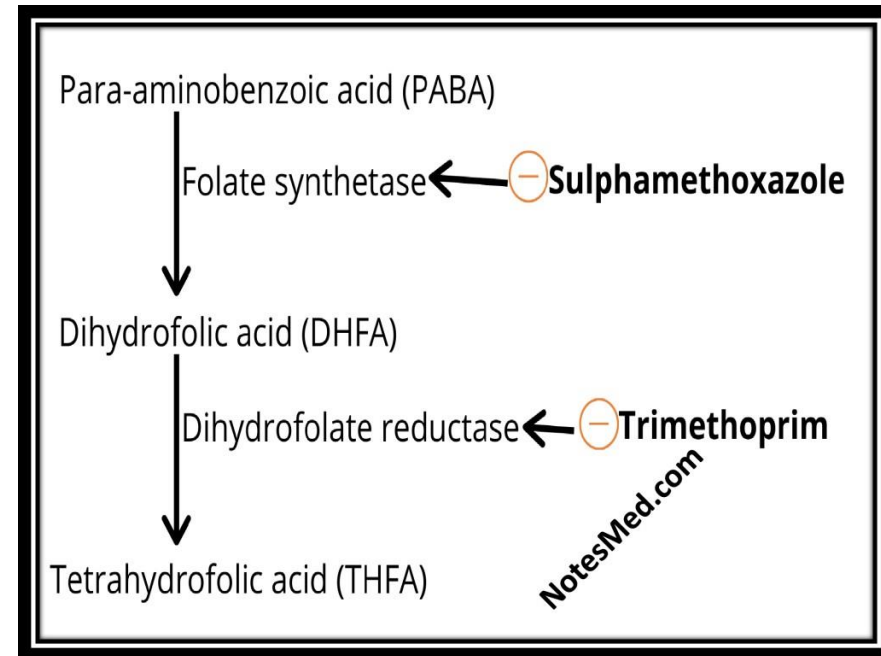


Sulfanilamide



CO-TRIMOXAZOLE

- **Sulfamethoxazole** with **trimethoprim** in 5: 1
- **Tablets contain** 400 mg of sulfamethoxazole plus 80 mg of trimethoprim.
- **Mechanism of action:** Trimetoprim inhibits the enzyme dihydrofolic acid reductase (sequential block)
- **Bacteriostatic activity.**
- **Spectrum:**
- **Some G+ve:** streptococcal tonsillitis, pharyngitis
- **Some G-ve:** E.coli: UTIs
- **Atypical bacteria:** chlamydia: eye, genital
- **Toxoplasma**
- **Plasmodium falciparum**
- **Pneumocystis carinii**



Indications of co-trimoxazole

- **1- UTIs:** excreted in high concentration in urine (alkalinization of urine)
- **2- Streptococcal infections:** pharyngitis, tonsillitis
- **3- AIDS: PCP: Pneumocystis carinii (drug of choice): oral or IV for 3 weeks**
- **4- Toxoplasmosis of CNS**

Other sulphonamides combinations

- **Silver Sulfadiazine (cream)**
- Inhibits growth of nearly all pathogenic **bacteria (psudomonus) & fungi**
- Used topically to reduce incidence of infections of wounds from burns
 - Slowly releases silver ions -antimicrobial action
 - **Sulphadoxine & pyrimethamine:** malignant malaria (plasmodium falciparum): sequential block
 - **Sulphasalazine:** sulphapyridine & **5-aminosalicylic acid:** **ulcerative colitis: will not cure the disease but reduce number of attacks**

Adverse effects

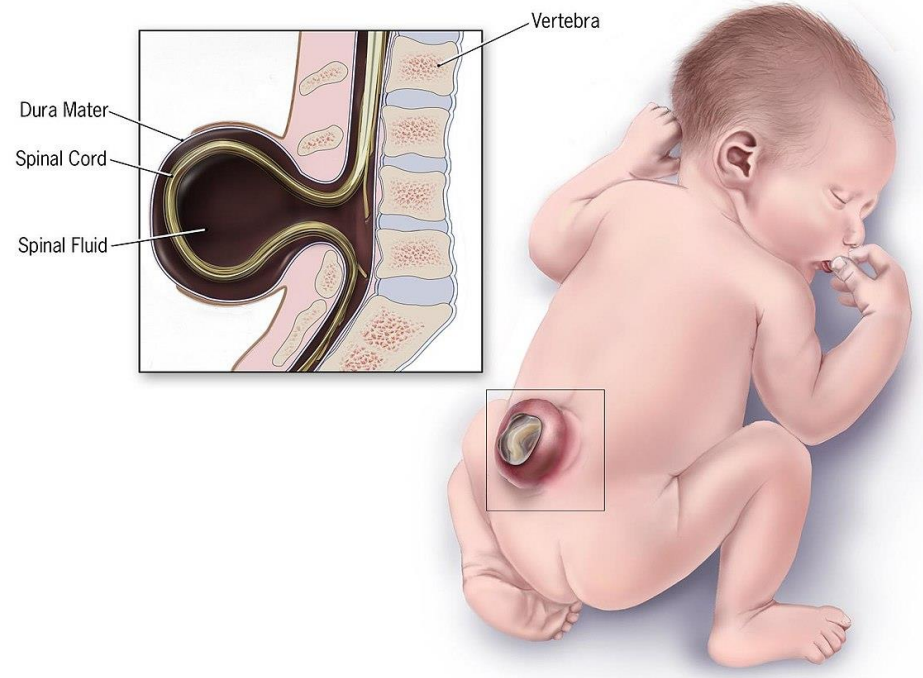
- **1- Allergy:** skin rash: common
- Stevens-Johnson syndrome (SJS) (TEN: toxic epidermal necrolysis): rare
- **2- Crystalluria**
- Insoluble in acidic urine
- Precipitate, forming crystalline deposits that can cause urinary obstruction
- Fluid intake sufficient to ensure a daily urine volume of at least 1200ml
- Alkalinization of the urine

3- kernicterus

- Administration to **newborn infants esp. premature**
 - Sulfonamides displace **bilirubin (jaundice)** from plasma albumin.
 - Free bilirubin is deposited in **basal ganglia & sub-thalamic nuclei** of the brain causing an encephalopathy & permanent brain damage called **kernicterus**.

- **4- anemia:**
- Hemolytic anemia: G6PD deficiency
- Megaloblastic anemia: treated by folic acid tab. 5 mg once daily
- **5- during pregnancy:**
- 1st trimester: neural tube defect (spina bifida): teratogenic
- 3rd trimester: kernicterus
- **Contraindications:** pregnancy, children less than 2 y, allergy to sulpha, favism, renal stones

Spina Bifida (Open Defect)



References

Lippincott's Illustrated Review

Pharmacology, 8th edition

Lippincott Williams & Wilkins

Katzung by Anthony Trevor, Bertram Katzung, and Susan Masters . 16th
edition McGraw Hill,

Rang & Dale's Pharmacology: by Humphrey P. Rang ; James M.
Ritter ; Rod Flower Churchill Livingstone; 10th edition



THANK YOU