

Ergonomics Hazards

The word ergonomics is derived from the Greek language. Ergon is Greek for work; and nomos means laws.

- ✓ This topic discusses the physical condition of the workplace such as the workstation, work equipment and posture during work.
- ✓ Advanced and sophisticated equipment used at the workplace often pose risks to their users and expose them to body injuries in the long run.
- ✓ Basically, these injuries show their effects only after some time.
- ✓ Ergonomics is also defined as the 'systematic application of knowledge about the physiological, physical, and social attributes of human beings in the design and use of all things which affect a person's working conditions: equipment and machinery, the work environment and layout, the job itself, training and the organization of work'
- ✓ In other words, ergonomics seeks to adjust tasks to the worker through equipment design and work procedure.

DEFINITION

- *ERGONOMICS* is a way to work smarter--not harder by **designing** of tools, equipment, work stations and tasks to fit the job to the worker--NOT the worker to the job:
 - Layout / type of controls & displays
 - Lighting & Temperature
 - Process (Heights, reaches, weights)

What is meant by ergonomics and how important is it to workers?

- Various industries are now using ergonomics increasingly in order to enhance human productivity, quality of working environment, and occupational safety and health.
- Studies have shown that people working at ergonomic workstations or using ergonomic equipment are less likely to experience fatigue, discomfort, or stress.
- In other words, ergonomics involves 'using a special design to make tasks more compatible with humans and not to force humans to be more compatible with tasks'.
- As such, ergonomics deals with various aspects ranging from physical stress on the muscles, nerves, bones, tendons, and ligaments to environmental factors which affect hearing, vision, comfort and health.

Legal Requirements And Ergonomics Application

- The Occupational Safety and Health Act, 1994 'the employers, who create risks for their workers, must ensure the safety and health of their workers at the workplace.
- One of the objectives of this act is to create working conditions that meet the physiological and psychological needs of the workers. Thus, employers are responsible of establishing a safe work system which does not pose any health risks to the workers

Ergonomic Elements-4

The four main elements in the application of ergonomics are:

- (a) Workstation design such as workstation height, organisation of equipment, accessories and components;
- (b) Tool designs and handles taking into consideration vibration, size of handle, type of grip, and usability;
- (c) Task design such as manual handling, fatigue and stress (shift job), task requirements and sitting vs. standing; and
- (d) Design of physical working conditions such as lighting, noise level, temperature and level of comfort.

Physical Stress Variables-8

Eight variables that can influence the amount of physical stress:

- (a) Sitting versus standing;
- (b) Stationary versus moveable/mobile;
- (c) Large demand for strength/power versus small demand for strength/power;
- (d) Good horizontal work area versus bad horizontal work area;
- (e) Good vertical work area versus bad vertical work area;
- (f) Non-repetitive motion versus repetitive motion;
- (g) Low surface versus high surface; and
- (h) No negative environmental factors versus negative environmental factors.




creates stress on
the back, legs and
feet



a stationary job: a production operator



A construction worker requires more strength/ power on the job



Improper sitting posture

The potential for physical stress increases with stationary jobs when workers fail to take such precautions as periodically standing/ stretching/ moving.


jobs that demand larger amounts of strength/power are generally more stressful than those requiring less.

When leaning back to take a short break, you can relieve the weight and pressure off your back

Footrest



The proper sitting posture when taking a rest



Proper sitting posture

✓ **Good versus Bad Horizontal Work Area**

A good horizontal work area is one that is designed and positioned so that it does not require the worker to bend forward or to twist the body from side to side.

Bad horizontal work surfaces increase the likelihood of physical stress.

✓ **Good versus Bad Vertical Work Area**

Good vertical work areas are designed and positioned so that workers are not required to lift their hands above their shoulders or bend down in order to perform any task. Vertical work areas that do require these movements are bad. **Bad vertical work areas increase the likelihood of physical stress.**

✓ **Non-repetitive versus Repetitive Motion**

Repetitive motion jobs involve short-cycle motion that is repeated continually. Repetition can lead to monotony and boredom. **When this happens, the potential for physical stress increases.**

✓ **Low versus High Surface Contact**

Surface stress can result from contact with hard surfaces such as tools, machines, and equipment. **High surface contact jobs tend to be more stressful in a physical sense than are low surface contact jobs.**

✓ **Presence versus Absence of Environmental Factors**

For example, personal protective equipment, although conducive to reducing environmental hazards, can increase the amount of physical stress associated with the job.

Ergonomic problems indicators-7



Common Indicators of Ergonomic Problems

- (a) Apparent trends in accidents and injuries
- (b) Incidence of cumulative trauma disorders
- (c) Absenteeism and high turnover rates
- (d) Employee complaints
- (e) Employee-generated changes
- (f) Poor quality
- (g) Manual material handling

(a) Apparent Trends in Accidents and Injuries

By examining accident reports, record-keeping documents, first-aid logs, insurance forms. A high incidence rate of a specific type of injury typically indicates that an ergonomic problem exists.

(b) Incidence of Cumulative Trauma Disorders (CTDs)

Factors associated with CTDs include a high level of repetitive work, greater than normal levels of hand force, awkward posture, high levels of vibration, high levels of mechanical stress, extreme temperatures, and repeated hand-grasping. For example, a worker who uses a concrete/asphalt breaker frequently is exposed to white syndrome finger due to high vibration.

(c) Absenteeism and High Turnover Rates

High absentee rates and high turnover rates can be indicators of ergonomic problems. People who are uncomfortable on the job to the point of physical stress are more likely to miss work or leave for less stressful conditions.

(d) Employee Complaints

A high incidence of employee complaints about physical stress or poor workplace design can indicate the presence of ergonomic problems. For example, a typist might complain that her chair is too high causing physical stress to legs and back.



(e) Employee-Generated Changes

Employees tend to adapt the workplace to their needs. For example, workers may place additional padding on their chairs, modify protective equipment, install additional lights.

(f) Poor Quality

Poor quality, although not necessarily caused by ergonomic problems, may be the result of ergonomics. Poor quality is at least an indicator.

(g) Manual Material Handling

The incidence of musculoskeletal injuries is typically higher in situations that involve a lot of manual material handling. Musculoskeletal injuries increase significantly when the job involves one or more of the following:

1. Lifting large and bulky objects
2. Lifting objects from the floor
3. Lifting frequently

Lifting heavy objects inappropriately and not receiving proper training can lead to musculoskeletal injuries. When such conditions exist, the company has ergonomic problems.

Why Ergonomics?

1

Ergonomic principles are applied for 3 reasons:

- Prevent you from being injured
- Optimize your productivity
- Increase your comfort at home and at play



You can do a job the hard way....



...or the easy way



The following rules must be taken into consideration when adapting the job to the worker:



1. Nerve conduction velocity, hand-grip strength, muscle mass, range of motion, and flexibility all begin to diminish upon reaching the age of **45**.
2. Weight and mass tend to increase throughout the age of the early fifties (**50**)
3. Height begins to slowly diminish from the age of **30**
4. Lower back pain is more common in people **45** years of age and older
5. Visual acuity at close range diminishes with **age**.

These rules mean that employers cannot take a "one-size-fits-all" approach to ergonomics. Adaptations for older workers must be individualized and should take aging factors into account.

"مقاس واحد يناسب الجميع"

HAZARD PREVENTION AND CONTROL

- ❑ In dealing with ergonomic problems, it is more cost-effective for employers to take proactive actions to prevent ergonomic stress.
- ❑ Engineering solutions, where feasible, are the preferred method for ergonomic hazard prevention and control
- ❑ The focus of an ergonomics programme is to make the job fit the person not to make the person fit the job.
- ❑ This is accomplished by redesigning the workstation, work methods, or tools to reduce the demands of the job, including high force, repetitive motion, and awkward postures.
- ❑ **3** examples of engineering controls that have proven to be effective and achievable.

No.	Example	Explanation
1.	Workstation Design	<p>Workstations should be designed to accommodate the persons who actually use them; it is not sufficient to design for the average or typical worker. Workstations should be easily adjustable and should be either designed or selected to fit a specific task, so that they are comfortable for the workers who use them.</p> <p>The work space should be large enough to allow for the full range of required movements, especially where knives, saws, hooks, and similar tools are used.</p>

2.	Design of Work Methods	<p>Traditional work method analysis considers static postures and repetition rates. This should be supplemented by addressing the force levels and the hand, arm and leg postures involved. The tasks should be altered to reduce these and the other stresses associated with cumulative trauma disorders (CTDs).</p>
----	-------------------------------	--

3. Tool Design and Handles

Tools should be selected and designed to minimise the risks of upper extremity CTDs and back injuries. Examples of criteria for selecting tools include the following:

- (a) Designing tools to be used by either hand, or providing tools for both left- and right-handed workers.
- (b) Selecting pneumatic and power tools that exhibit minimal vibration and maintaining them in accordance with manufacturer's specifications.
- (c) Using handles and grips that distribute the pressure over the fleshy part of the palm, so that the tool does not dig into the palm.

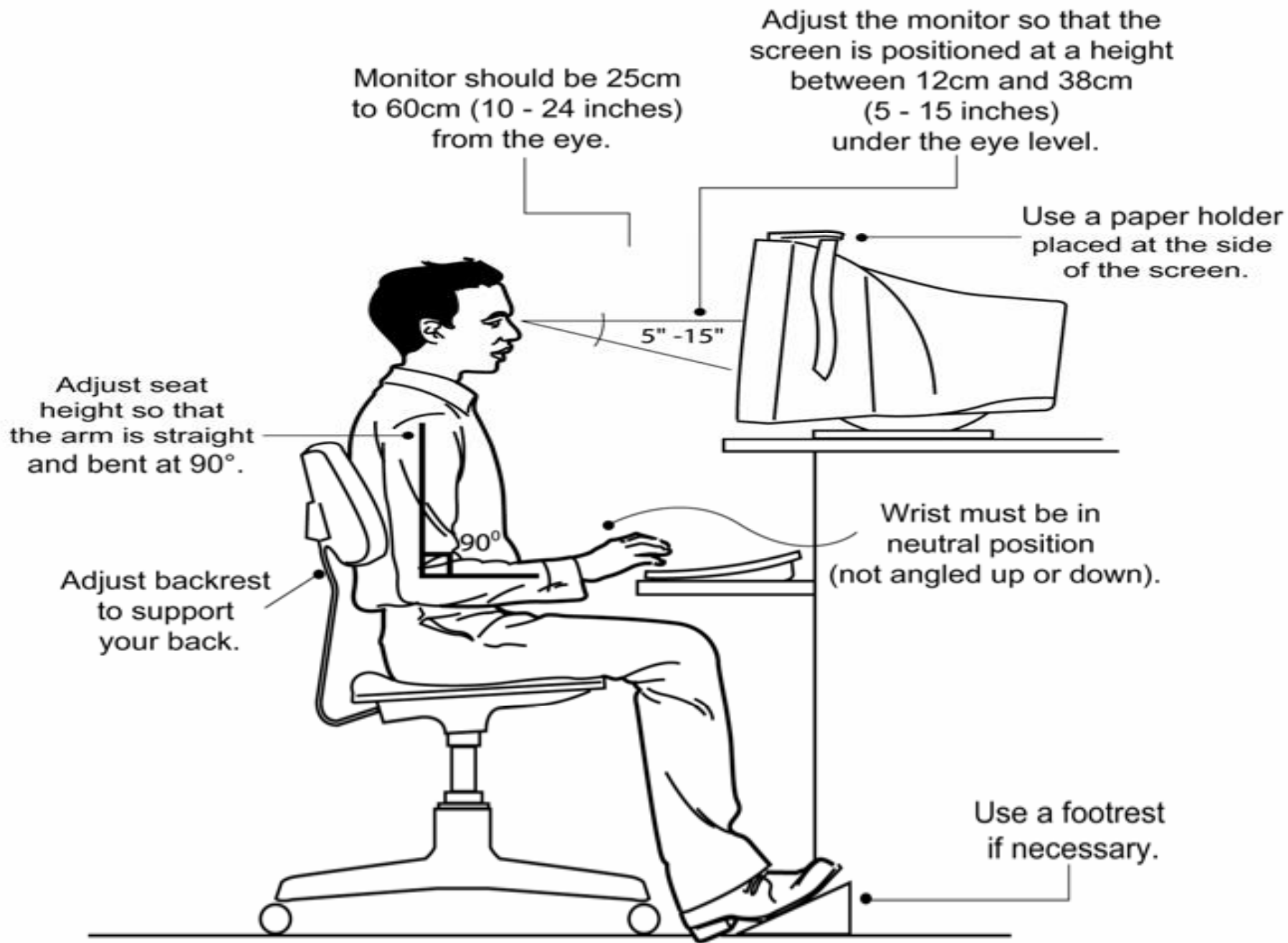
Pneumatic Tools



Types of work which may increase physical stress:

- (a) Seated repetitive work with light parts
- (b) Seated work with larger parts
- (c) Seated control work
- (d) Standing work
- (e) Standing for heavy lifting and/or carrying work in one place or in motion
- (f) Work with hands above chest height
- (g) Work with hand tools
- (h) Work with video display terminals (VDTs)





Summary

1. Ergonomics is important to ensure the quality of life of workers, prevent productivity from declining and enhance work performance
2. It takes some time for workers who are exposed to illnesses due to inappropriate workstations, work processes and work equipment to realize that they have actually fallen ill
3. Employers must take proactive measures and implement ergonomics programs to educate workers on ways to overcome ergonomic risks, and provide suitable workstations, equipment and processes.