



Pharmacology of corticosteroids II BY

Dr.Nashwa Abo-Rayah

Associate professor of clinical and experimental pharmacology

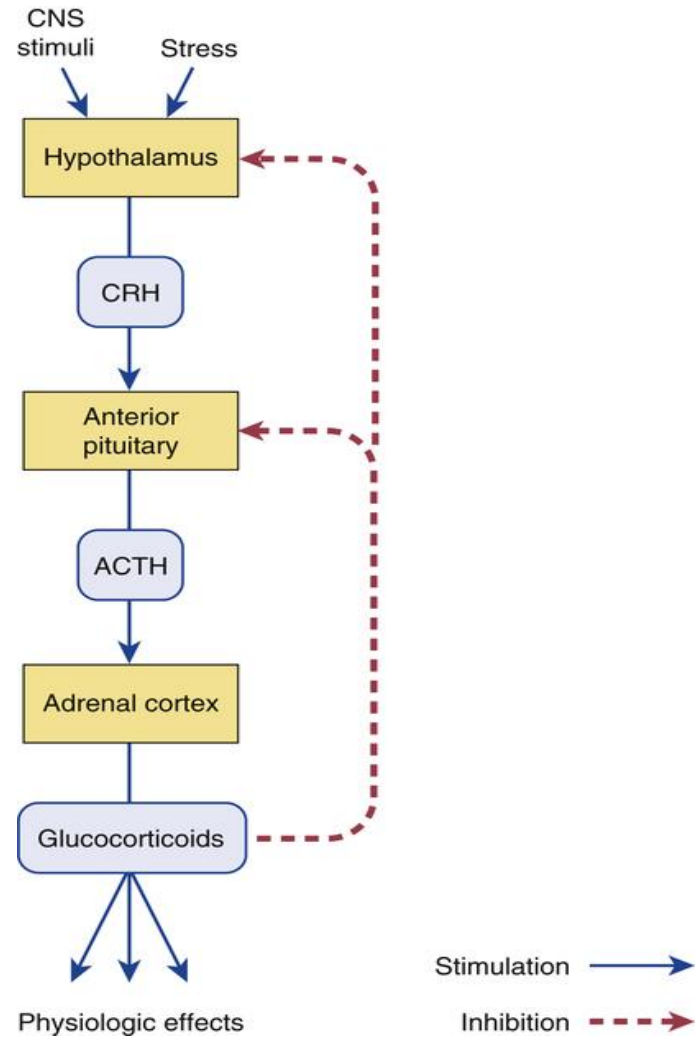
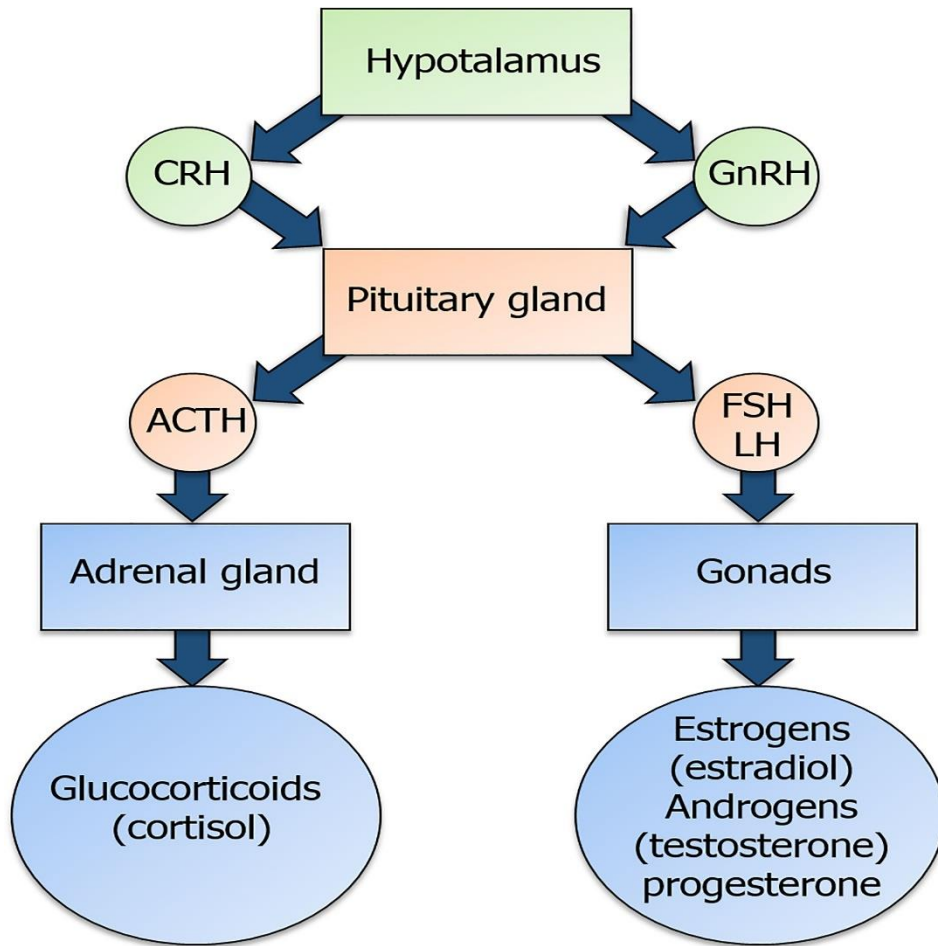
Mutah University- Faculty of medicine- JORDAN

Endocrine module 2023/2024



Objectives

- 1- Glucocorticoids pharmacokinetics
- 2- Mechanism of action of glucocorticoids
- 3- Glucocorticoid preparations
- 4- Pharmacological actions of glucocorticoids
- 5- Therapeutic indications
- 6- Can time of administration affect glucocorticoid action?
- 7- Adverse effects
- 8- Contraindications



Pharmacokinetics:

- **Absorption:**

- Oral absorption is good
- Some preparations are administered: intravenously, intramuscularly, intra-articular OR periarticular, topically, or aerosol.

- **Distribution:**

- More than 90% of the absorbed glucocorticoids are bound to plasma proteins:
 - most to either corticosteroid-binding globulin (85%) or albumin (transcortin)
 - bound to other plasma proteins (5%).
- (10%) free drug

- **Metabolism:** by the liver microsomal-oxidizing enzymes.

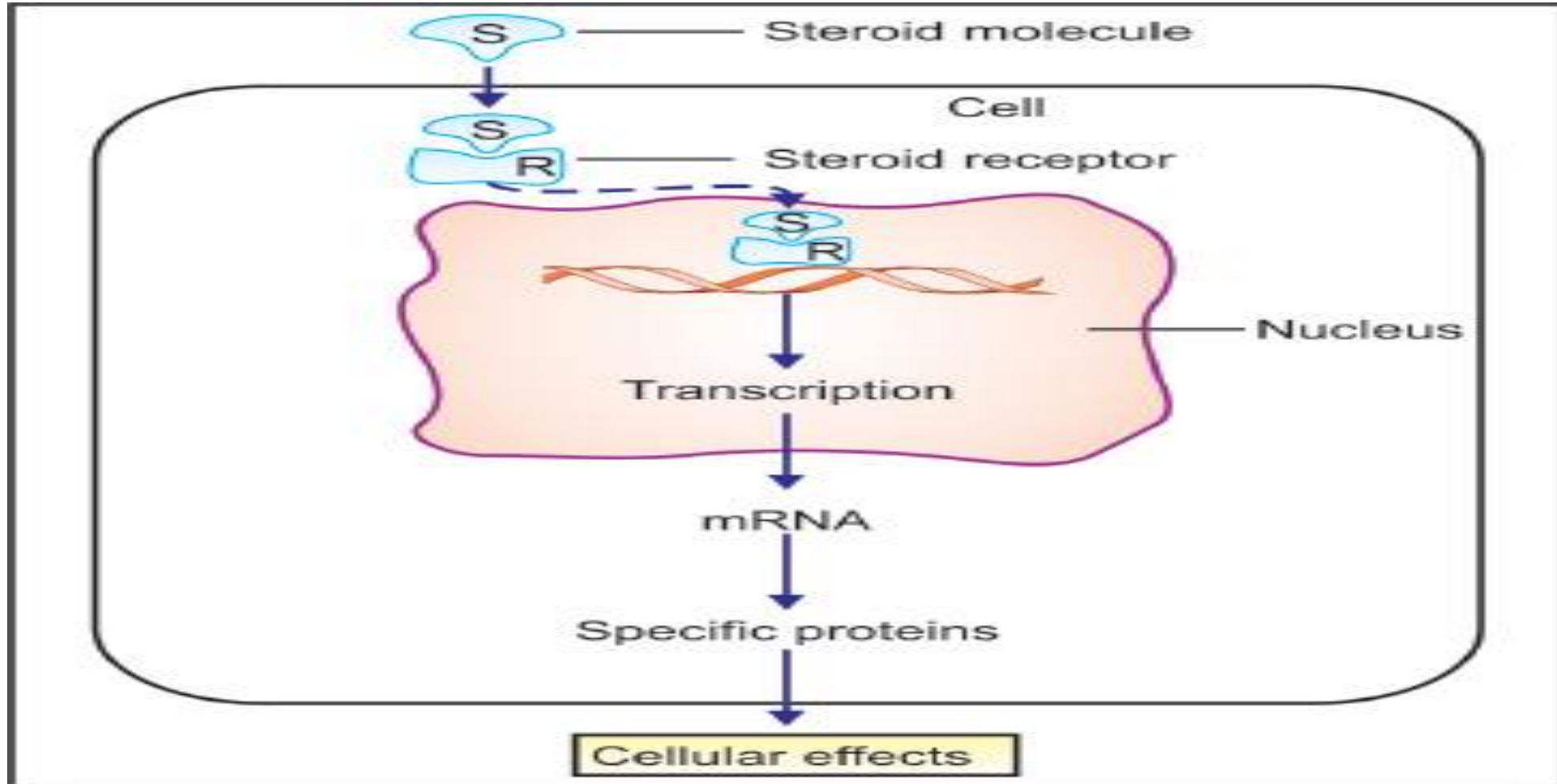
- The metabolites are conjugated to glucouronic acid or sulfate

- **Excretion:** excreted by the kidney.

- **N.B.**

- **Prednisone** is preferred in pregnancy because it has minimal effects on the fetus.

Mechanism of action



Mechanism of action

- N.B:**

This mechanism requires time to produce **delayed effect (genomic effects)**, while **glucocorticoids have immediate effects (non-genomic effects)**, such as relaxation of bronchial smooth muscle or lipolysis.

Preparations

	Glucocorticoid	Mineralocorticoid
Cortisol (hydrocortisone)	1	1
Prednisolone	4	0.8
Dexamethasone	30	Negligible
Betamethasone	30	Negligible
Aldosterone	0	80
Fludrocortisone	10	125

Glucocorticoid Preparations

Duration of action	Anti-Inflam potency
<ul style="list-style-type: none"> ● Short acting (< 12 hr) <ul style="list-style-type: none"> ● Hydrocortisone (identical to cortisol) ● Topical use 	1
<ul style="list-style-type: none"> ● Intermediate acting (12 – 36 hr) <ul style="list-style-type: none"> ● Prednisolone and Prednisone ● Methylprednisolone (has lipid antioxidant activity) ● Triamcinolone ● Alternate day administration 	4 5 5
<ul style="list-style-type: none"> ● Long acting (48 hr) <ul style="list-style-type: none"> ● Dexamethasone ● Betamethasone ● Highly potent glucocorticoids 	30 30

Pharmacological actions

1- Pharmacological actions of glucocorticoids:

- 1- Metabolic and systemic effects
- 2- Increasing resistance to stress
- 3- Blood
- 4- Anti-inflammatory and immunosuppressive effects
- 5- Others

2- Pharmacological actions of mineralocorticoids

1- Metabolic and systemic effects

•Carbohydrates:

1- Decrease the uptake and utilization of glucose(decreases peripheral glucose utilization)

2- Increase gluconeogenesis→ **hyperglycemia**.

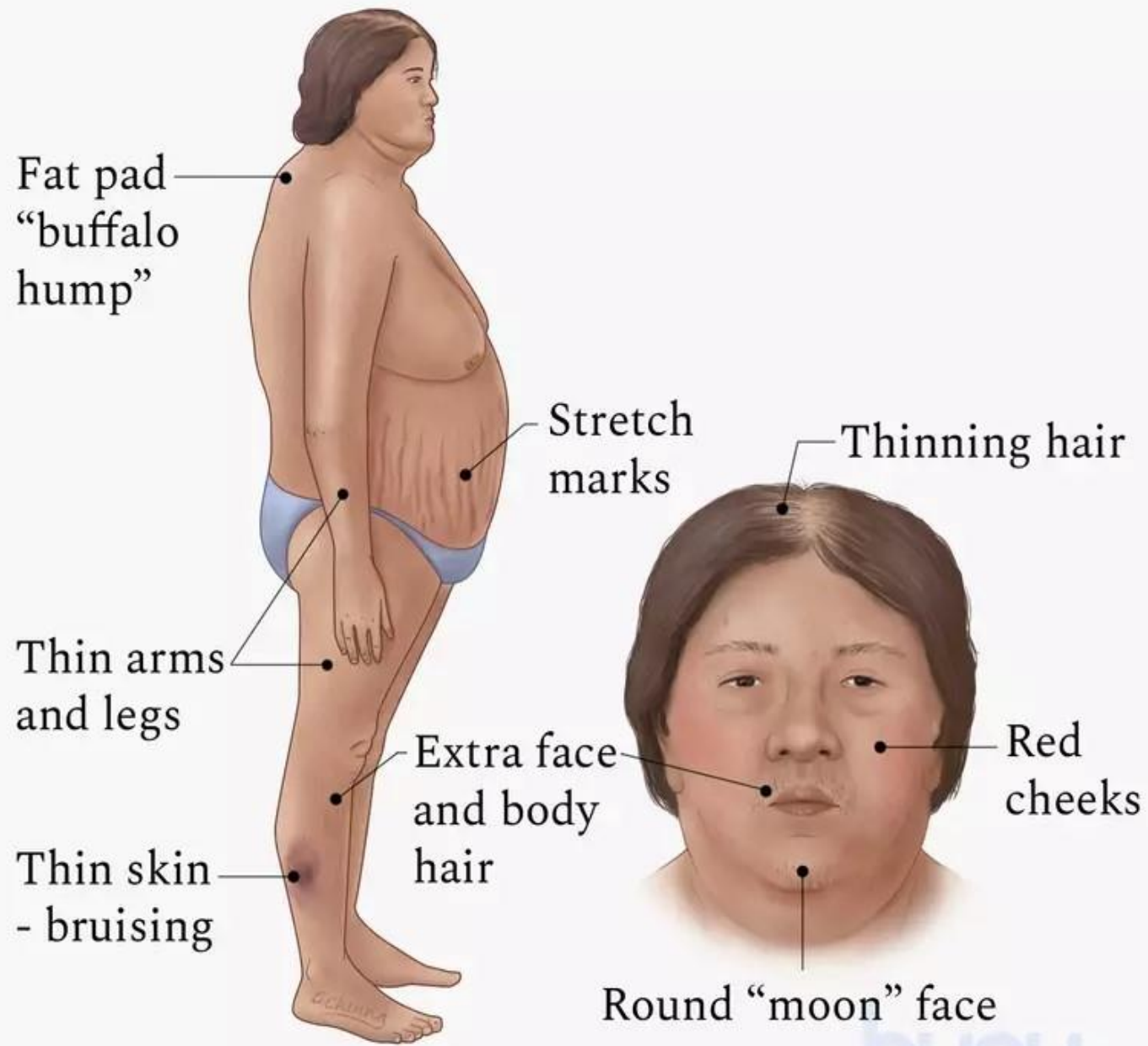
•Protein: (catabolic)

Decrease protein synthesis and increased protein breakdown, particularly in muscle, and this can lead to **wasting (thin limbs)**.

•Lipids:

Lipolysis: lipase activation through a **cAMP-dependent kinase (non-genomic)**.

Large doses of glucocorticoids given over a long period result in the redistribution of body fat characteristic of **Cushing's syndrome (moon face, buffalo hump)**.



Metabolic and systemic effects

- **Minerals:**

A **negative calcium balance** by decreasing Ca^{2+} absorption in the gastrointestinal tract and increasing its excretion by the kidney. This may result in **osteoporosis**.

- **In non-physiological concentrations**, the glucocorticoids have some mineralocorticoid actions, causing Na^+ & water retention and K^+ loss.

2- Increasing resistance to stress through:

- By **raising plasma glucose levels**, glucocorticoids provide the body with the energy required to combat stress caused, by trauma, fear, infection, bleeding or debilitating disease.
- Rise in blood pressure**
 - 1- Enhancing the vasoconstrictor action of catecholamines on small vessels.
 - 2- Salt and water retention
- Anti-shock activity**: raising blood pressure, anti-inflammatory and anti-histaminic effects

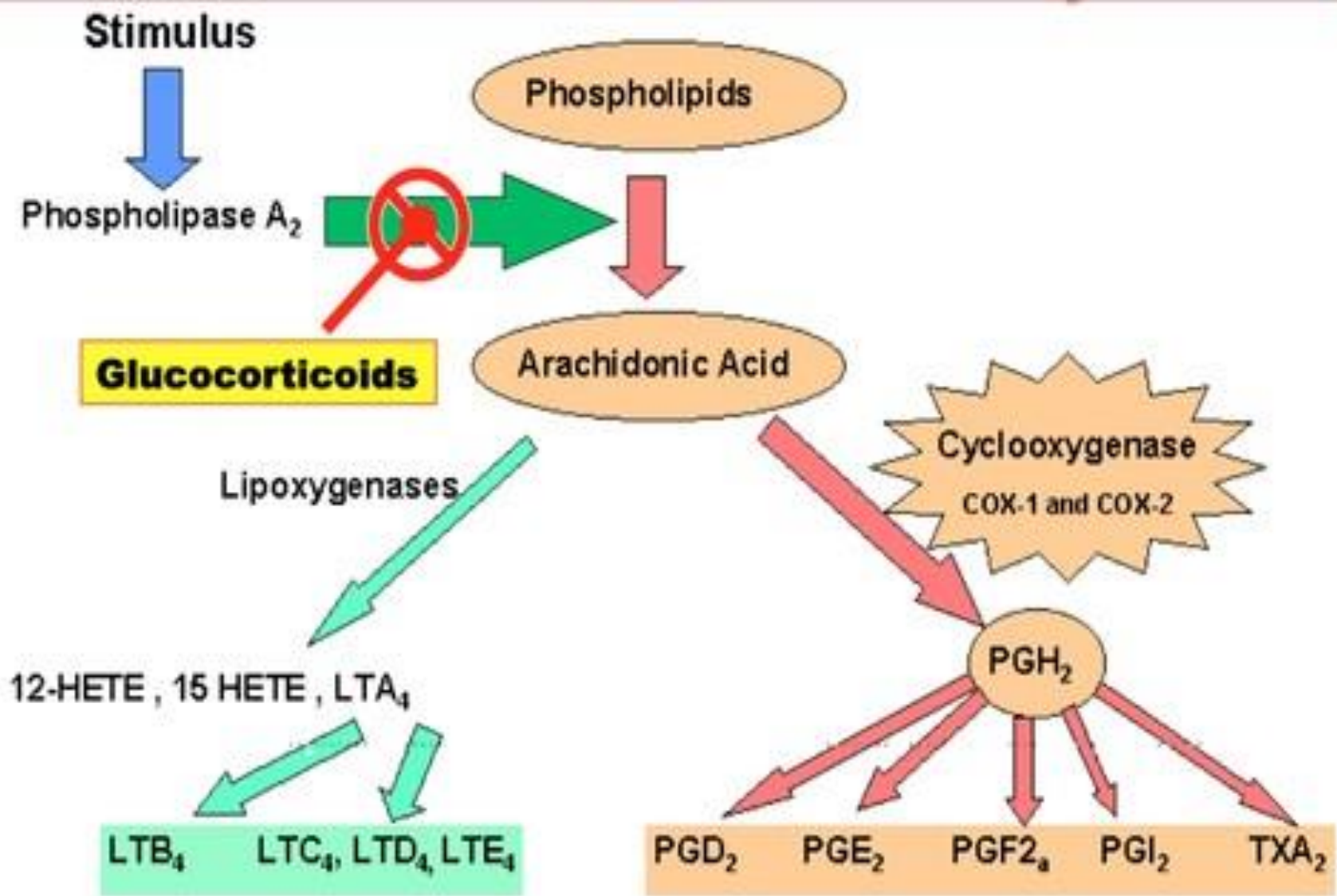
3- Blood

- **Decrease in** eosinophils and lymphocytes.
- **Increase** erythrocytes and polymorphs (neutrophils)
- **Increase** platelets and coagulation factors
- **Increase** plasma lipids

4- Anti-inflammatory and immunosuppressive effects

They can dramatically reduce the inflammatory response and to suppress immunity, through:

- **a. Inhibition of phospholipaseA2**, thus blocks the release of arachidonic acid, the precursor of the inflammatory mediators prostaglandins and leukotrienes from membrane-bound phospholipids. COX-2 synthesis in inflammatory cells is reduced, lowering the availability of prostaglandins.
- **b. Lowering and inhibition of peripheral lymphocytes and macrophages:** decreasing antibody formation, antigen antibody reaction, release of cytokine from T-cells, stabilization of lysosomal membranes.
- **c. Glucocorticoids interfere with mast cell degranulation** results in decreased histamine release and capillary permeability.



5- Others

- **Adequate** glucocorticoid levels are essential for **normal glomerular filtration**.
- **High doses** stimulate gastric acid and pepsin production leading to **peptic ulcer**.
- Glucocorticoids can influence **mental and psychic status** (euphoria in early doses followed by depression).
- **Eye:** increase IOP
- **Bone:** catabolic and decreasing bone calcium
- **Growth:** growth retardation in children due to catabolic effect and inhibition of GH release

Therapeutic uses of corticosteroids

1) Replacement therapy for

- ❑ Primary adrenocortical insufficiency (Addison's disease)
- ❑ Secondary adrenocortical insufficiency
- ❑ Congenital adrenal hyperplasia

2) Relief of inflammatory symptoms:

3) Anti-allergic: bronchial asthma, allergic rhinitis

4) immunosuppressive: autoimmune disease and graft rejection

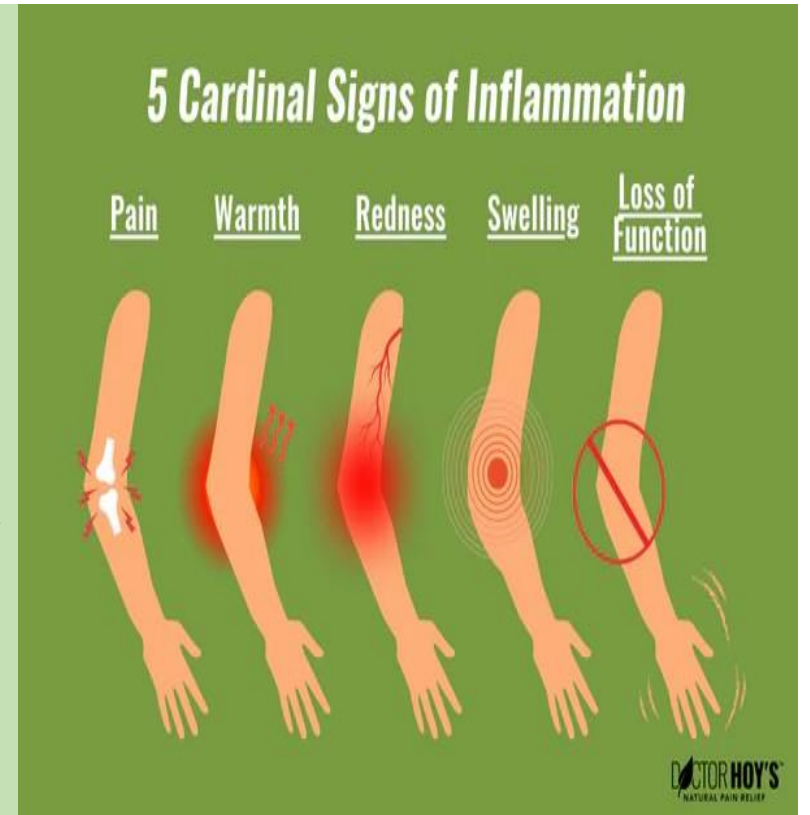
5) Acceleration of lung maturation:

6) Shock and hypotension

7) Malignant tumors

Relief of inflammatory symptoms

- Glucocorticoids dramatically ↓↓ manifestations of inflammation including redness, swelling, hotness and tenderness that are commonly present at the inflammatory site.
- Examples: rheumatoid and osteoarthritis and inflammatory conditions of the skin



Acceleration of lung maturation

- Fetal cortisol is a regulator of lung maturation.
- Two doses of **betamethasone** are administered intramuscularly or IV to the mother (or in the umbilical cord) 48& 24 hours before delivery.

Time of administration

- Time of administration: 6-8 AM: mimic circadian rhythm
- When **large doses** of glucocorticoids are required for more than 2 weeks suppression of the HPA axis and adrenal atrophy occurs, avoided by: **alternate-day therapy**
- This schedule allows the HPA axis to recover/function on the days the hormone is not taken.
- **gradual withdrawal** is indicated if glucocorticoids administered more than 3 weeks.

Adverse Effects of Glucocorticoids

(CORTICOSTEROIDS+2 hyper+2hypo+2m)

- 1.C-** Iatrogenic **C**ushing's syndrome (moon face, buffalo hump).
- 2.O-** **O**steoporosis; Collapse of vertebrae & fracture neck of femur.
- 3.R-** **R**etardation of growth in children.
- 4.T-** **T**eratogenicity (less with prednisone): cleft palate
- 5.T-** **T**hromboembolic manifestations.
- 6.I-** **I**mmunosuppressant; ↑ Susceptibility to infection, flare up present infection & reactivation of latent T.B. lesion.

7- C- Cataract & ↑ Intra-ocular pressure; Glaucoma.

8- O- Oedema & weight gain.

9- S- suppression of hypothalamic- pituitary- adrenal axis, so Abrupt withdrawal after long use lead to acute Addisonian crisis.

10- T- Thinning and ulceration of gastric mucosa (Peptic ulceration).

11-Hyperglycemia → Worsens Diabetes mellitus due to their Anti-Insulin effect.

12-Hypertension → May lead to Heart failure.

13-Hypokalemia → Worsens Digitalis toxicity

14-Hypocalcemia → *Osteomalacia & Osteoporosis*

15-Moon face & Buffalo hump

16-Myopathy & muscle weakness

18-Depression

19-Delays healing of wounds

Contraindications of Glucocorticoids

- **1- Abrupt withdrawal**
- **2- Cushing's disease.**
- **3- Diabetes mellitus.**
- **4- Osteoporosis.**
- **5- Hypertension & Heart failure**
- **6- Uncontrolled infection: esp. viral and TB (ABSOLUTE)**
- **7- Peptic ulcer.**
- **8- Thromboembolic diseases.**
- **9- Psychological disturbance**
- **10- During pregnancy (EARLY).**
- **11- Glaucoma.**

References

Lippincott's Illustrated Review

Pharmacology, 5th edition

Lippincott Williams & Wilkins

Katzung by Anthony Trevor, Bertram Katzung, and Susan Masters .

last edition McGraw Hill,

Rang & Dale's Pharmacology: by Humphrey P. Rang ; James M.

Ritter ; Rod Flower Churchill Livingstone; 6 edition

Thank you