

You're in Data Mode ?

Go to Free

← ارشيف ميد بيوستات

**Eslam Alhloul** ▶ ارشيف ميد بيوستات ...

30 Jun at 4:12 pm •

Normal distribution curve is a special form of:

✓ Frequency polygon



5

4 comments



Like



Comment

**Eslam Alhloul** ▶ ارشيف ميد بيوستات ...

30 Jun at 4:06 pm •

One of the following is not a method of data collection :

✓ Hotel records



You, يوسف حاتم الطراونة and 5 others

1 Comment



Love



Comment

**Monther Qatawneh** ▶ ارشيف ميد بيوستات ...

بيوستات

30 Jun at 3:37 pm •

Reject the null hypothesis when it false ?

Correct decision



You, Ahmad Maaitah and 7 others

3 comments




You're in Data Mode ?

Go to Free

← ارشيف ميد بيوستات

  You, Shukri AlOmari and 6 others Love Comment**Mo'tasem Haitham Alkhatab** ▶


ارشيف ميد بيوستات

30 Jun at 5:16 pm • 

Bar chart suitable for :
Qualitative and quantitative discrete ✓

  You, Shukri AlOmari and 7 others Love Comment**Mo'tasem Haitham Alkhatab** ▶

ارشيف ميد بيوستات

30 Jun at 5:15 pm • 

Not true about stratified:
. Could affect the statical power of our result
. we don't take a strata as a whole ✓


 4

7 comments




 Like Comment**Mo'tasem Haitham Alkhatab** ▶

ارشيف ميد بيوستات



You're in Data Mode [Go to Free](#)[←](#) ارشيف ميد بيوستات

Measure of central tendency need data
organization
Median ✓


  Shukri AlOmari and 6 others Like Comment**Mo'tasem Haitham Alkhatab** ▶ 

ارشيف ميد بيوستات


30 Jun at 5:18 pm • 

Age

Continuous ✓

  Shukri AlOmari and 5 others Like Comment**Mo'tasem Haitham Alkhatab** ▶ 

ارشيف ميد بيوستات

30 Jun at 5:18 pm • 

Real limit for 160-200

159.5-200.5 ✓

  You, Shukri AlOmari and 6 others Love Comment

You're in Data Mode ?

Go to Free

[←](#) ارشيف ميد بيوستات

ارشيف ميد بيوستات

30 Jun at 5:33 pm •

... to tell you if they wish to participate :
Convenience ✓

3

Like

Comment

**Mo'tasem Haitham Alkhatab** ▶

ارشيف ميد بيوستات

30 Jun at 5:32 pm •

Cluster helpful except :
when you want to use critea هيك شي 😊

يوسف حاتم الطراونة and 6 others

1 Comment

Like

Comment

**Mo'tasem Haitham Alkhatab** ▶

ارشيف ميد بيوستات

30 Jun at 5:31 pm •

P value اكبر من ٣٠ بالمية ولا اقل من ٣٠ بالمية ؟؟؟؟

1

2 comments



Like

Comment




You're in Data Mode ?

Go to Free

 ارشيف ميد بيوستات30 Jun at 5:27 pm • 


Pie diagram consistent with all except :
Used to represent quantitative only ✓

 يوسف حاتم الطراونة and 4 others


3 comments

 Like Comment**Mo'tasem Haitham Alkhatab** ▶

ارشيف ميد بيوستات

30 Jun at 5:26 pm • 


Use pictures to represent quantities is a role
of :
Pictogram ✓

 يوسف حاتم الطراونة and 4 others

2 comments

 Like Comment**Mo'tasem Haitham Alkhatab** ▶

ارشيف ميد بيوستات

30 Jun at 5:22 pm • 

Measure doesn't provide info about amount of
spread in a set of data ?

 5

5 comments

 Like Comment

You're in Data Mode ?

Go to Free

← ارشيف ميد بيوستات



Abd Al-Rhman A Ibdah ▶ ارشيف



ميد بيوستات

30 Jun at 3:03 pm •

في جدول كان وبالخيارات معطيني شو الاشئ مش واضح او
اشئ زي هيئ "شو الاشئ الي ما يلزمني بالفترات"

-width

-interval

-class

-mean ✓✓✓



Ahmad Maaitah and 5 others

5 comments



Like



Comment



Shatha Khalid ▶ ارشيف ميد بيوستات



30 Jun at 3:02 pm •

سؤال انه 20 شخص و مقسمين جروبات حسب فصائل الدم

حطيت جوابه quantitative discrete

مزبوط !!

الجواب

لأ مش مزبوط أكيد غلط

جوابه qualitative nominal



You and 6 others

16 comments



Like



Comment



You're in Data Mode ?

Go to Free

← ارشيف ميد بيوستات

**Mhmd Azzam** ▶ ارشيف ميد بيوستات ...

30 Jun at 2:43 pm •

Line graph used with < time

Wrong statement about scatter <the dependent located on x axis

Histogram <quantitative continues

Wrong statement about systematic sample < it affects statical power

Wrong statement about snowball <it presents generalization

One of them is not of spread measurements(measurements of dispersion)<median

Laith F Najada and 6 others

1 Comment

**Mohammad Mushallah** ▶ ارشيف ...

ميد بيوستات

30 Jun at 2:43 pm •

كان في سؤال انو snow ball sampling بتساعد الباحثين
 في كل شئ ما عدا dont generalise the results

You, سمير حسين المغربي and 6 others 1 Comment



You're in Data Mode ?

Go to Free

← ارشيف ميد بيوستات



Like



Comment

**Mo'tasem Haitham Alkhatab** ▶

ارشيف ميد بيوستات

30 Jun at 5:13 pm •

Tabular all true except :
Form a series of classes for qualitative data
✓ ?



You, يوسف حاتم الطراونة and 4 others

3 comments



Love



Comment

**Mo'tasem Haitham Alkhatab** ▶

ارشيف ميد بيوستات

30 Jun at 5:11 pm •

Average of values when each value has a
degree of importance
Weighted mean ✓



You, Shukri AlOmari and 7 others

1 Comment



Love



Comment

**Mo'tasem Haitham Alkhatab** ▶

ارشيف ميد بيوستات

