

Q1 : what is the gametogenesis ??

Q2 : what is gametes means ?? And what is gametes of male and gametes if female ??

Q3 : what is the aim of gametogenesis ??

Q4 : what is the changes occur to make a mature gamete ??

Q5 : increase in size of cytoplasm occur in (ova / sperm) ??

Q6 : where sperm or ovum are formed ??

Q7 : where are the primitive germ cells appear ?? And when ??

Q8 : complete :

-- (.....) appear in the wall of the endodermal layer of yolk sac (forming the gut tube) at the 2nd week after

fertilization.

-- Primitive germ cells appear in the wall of the endodermal layer of yolk sac (forming the gut tube) at the 2nd week after (.....) .

-- Primitive germ cells appear in the wall of the (.....) layer of yolk sac (forming the gut tube) at the 2nd week after fertilization.

Q9 : where Primitive germ cells appear at the 2nd week after fertilization ??

Q10 : when the 5th week start , the primitive germ cells migrate to reach developing gonads (true / false)

Q11 : where are developing gonads in male be ??

Q12 : what are the primitive germ cells do at the end of 5th week ??

Q13 : what is the trip of Primordial germ cells in the body ??

Q14 : name the mechanism by which the primordial germ cells migrate to the hinge gut epithelium .

Q15 : where primordial germ cells migrate by amoeboid movement ??

Q16 : where are primitive gonads be ??

Q17 : by which mechanism primordial germ cells migrate to primitive gonads in abdomen ??

Q18 : when primordial germ cells migrate by dorsal mesentery they go to where ??

Q19 : what are the primordial germ cells do at the 6th week of development ??

Q20 : how primordial germ cells reach primitive gonads ??

What is the mechanism ??

Q21 : germ cells give a chemostatic attractant for the primitive gonads (true / false)

Q22 : describe what happens to primordial germ cells at (2nd , end of the 5th , 6th) weeks .

Q23 : what is the name of primordial germ cells in the males and where they will be present ??

Q24 : what is the name of primordial germ cells in the females and where they will be present ??

أسئلة الصور تحت بع الإجابات

الإجابات :

A1 : formation of the mature gametes (ova or sperm) from the primordial germ cells

A2 : gametes indicate ova and sperm . ova in females and sperm in males

A3 : production of mature male gametes (sperm) and female gametes (ovum)

A4 :

1- nucleus : reduction of diploid number (46 chromosome) to haploid number (23 chromosome)

2- cytoplasm : increase in size in ova , and markedly reduced in sperm

A5 : ova

A6 : inside the gonads (testis & ovary)



A7 : in the wall of the endodermal layer of yolk sac (forming the gut tube) at the 2nd week after fertilization.

A8 :

- primitive germ cells
- fertilization
- endodermal

A9 : in the wall of the endodermal layer of yolk sac

A10 : false , at the end of the 5th week

A11 : in the abdomen .

A12 : migrate to reach developing gonads



A13 :

- 1- They appears in the wall of the endodermal layer of the yolk sac (forming the gut) at the 2nd week after fertilization
- 2- They migrate (at the end of 5th week) by amoeboid movement toward the hind gut epithelium and then through dorsal mesentery to the primitive gonads in the abdomen
- 3- Then, they invade the genital ridges of the primitive gonads in the 6th week of development.

A14 : amoeboid

A15 : to the hinge gut epithelium

A16 : in the abdomen

A17 : dorsal mesentery movement

A18 : primitive gonads in abdomen



A19 : they invade the genital ridges of the primitive gonads

A20 : dorsal mesentery movement

A21 : false , gonads do it not germ cells

A22 :

2nd --> They appears in the wall of the endodermal layer of the yolk sac (forming the gut)

end of the 5th --- > they migrate to the primitive gonads

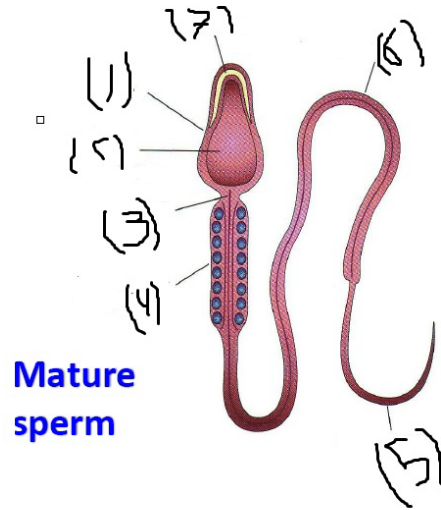
6th ---> they invade the genital ridges of the primitive gonads

A23 : its name is spermatogonia , it will be presented in seminiferous

A24 : its name is oogonia , it will be presented in the cortex of ovary .



Name the following parts of sperm :



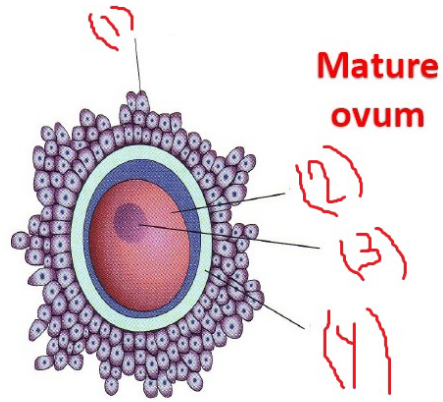
1) head 2) nucleus covered by acrosome

3) neck 4) middle piece of tail 5) end piece of tail

6) principle piece of tail 7) acrosome

name the following parts of ovum :



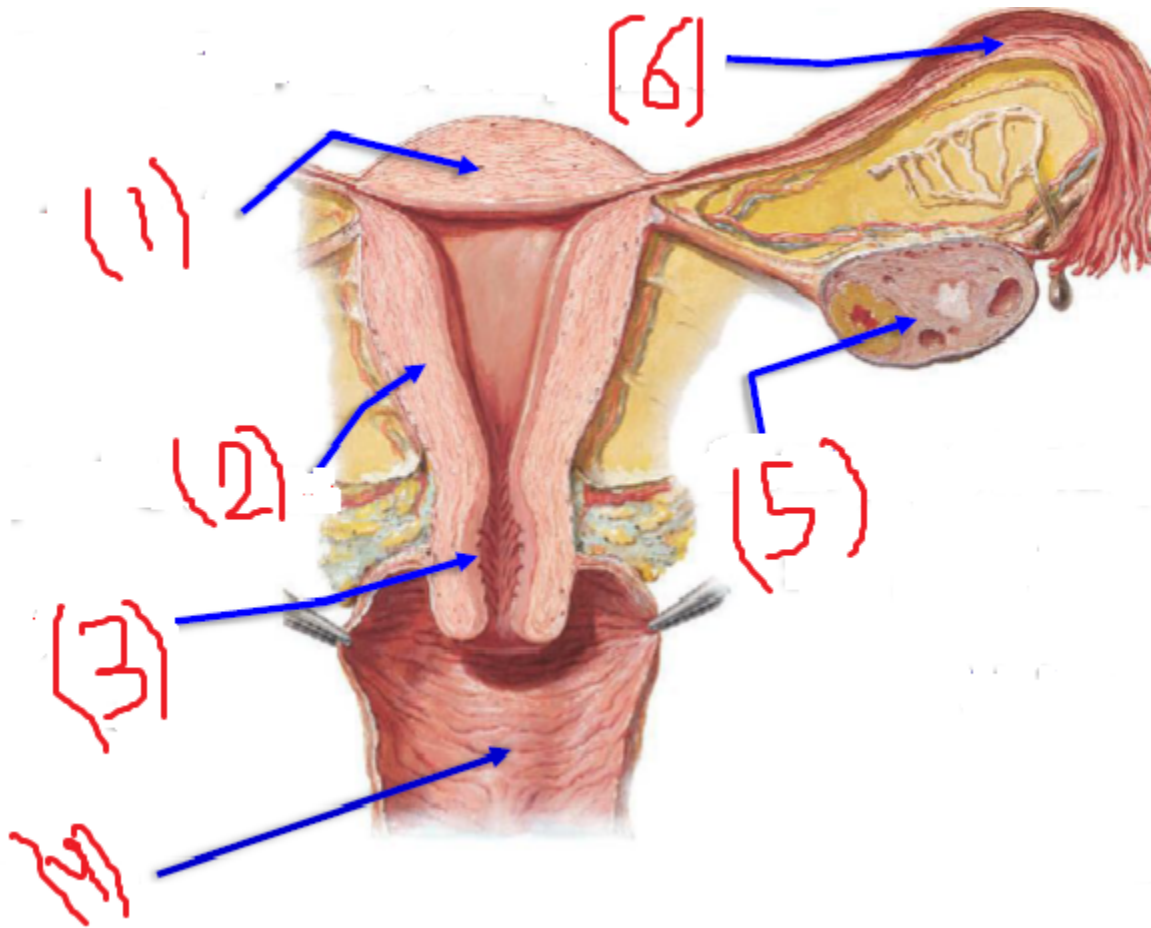


1) follicular cells of corona radiata

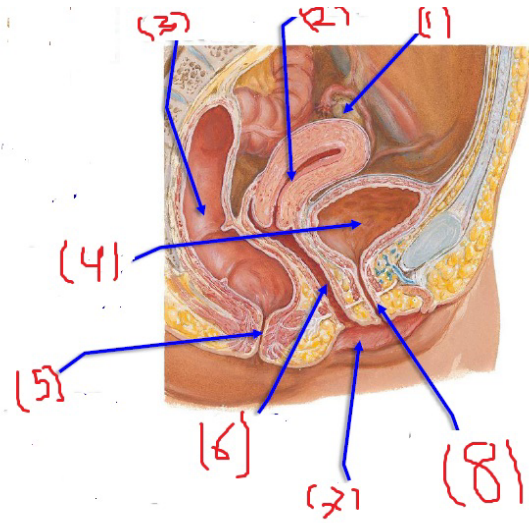
2) cytoplasm 3) nucleus 4) zona pellucida

Name the following parts of female productive system :





- 1) fundus of uterus 2) body of uterus 3) cervix of uterus
4) vagina 5) ovary (primary sex glands)
6) fallopian (uterine) tube

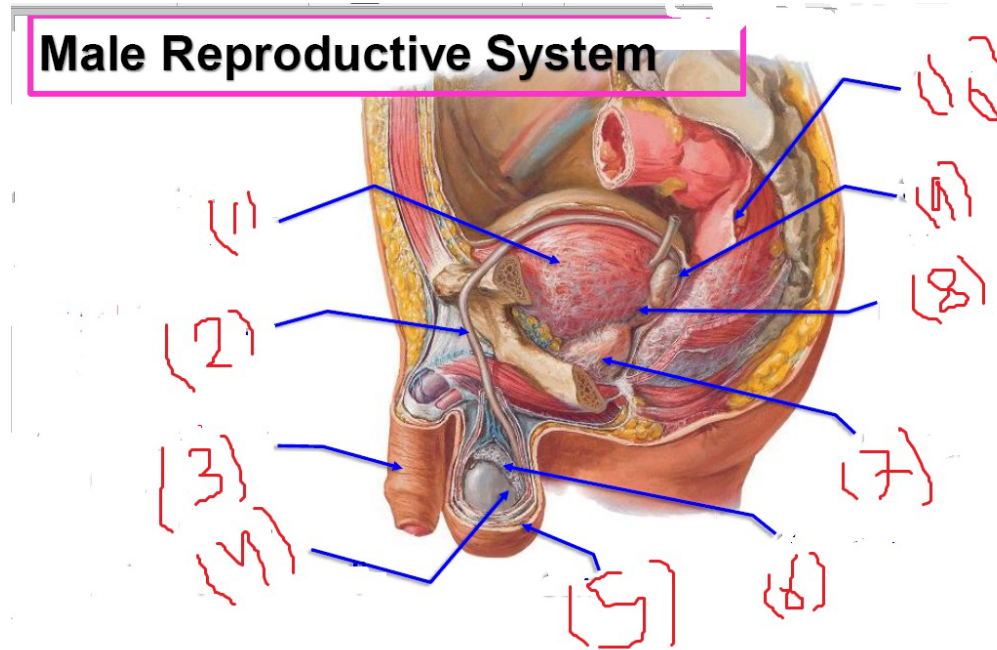


1) ovary 2) uterus 3) rectum 4) urinary bladder

5) anal canal 6) vagina 7) vulva 8) urethra

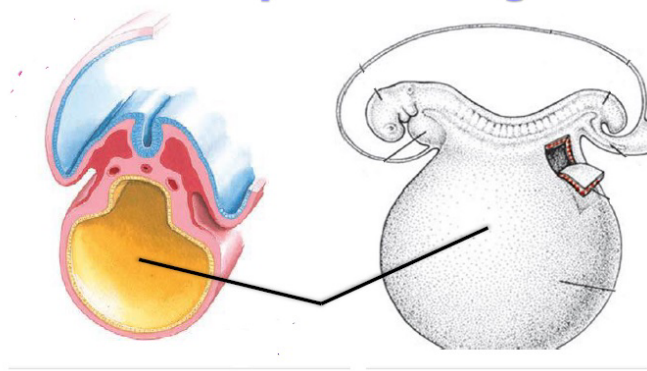


Name the following parts of male productive system :



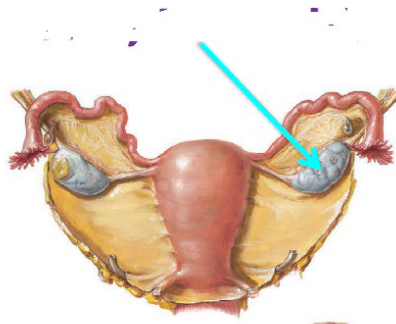
- 1) urinary bladder 2) vas deference in spermatic cord
3) penis contaning urethra 4) testis (primary sex gland)
5) scrotum 6) epididymis 7) prostate
8) ejaculatory duct 9) seminal vesicle
10) rectum

What is this ?? and what is the fate of it ??



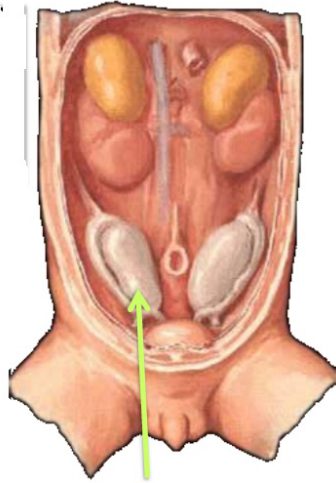
it is the yolk sac , it will be GIT

WHAT IS THIS ??



It is the ovary in female

What is this ??? and where its locatin ??



it is the testis in male , primitive gonads locate in the abdomen

ودائماً تذكر ، أن الأمر كله لله ، وأن كل ما تملكه لله ، وأنتك لله ، وأن الله على كل
شيء قدير .
بالتوفيق للجميع .

