



CHEM 131

Organic Chemistry

Chapter 1 Bonding and Isomerism

Organic chemistry is defined as the study of carbon/hydrogen-containing compounds and their derivatives.

Organic Chemistry is the chemistry of carbon compounds

Why does sucrose melt at 1850C while table salt ^{بلند} melts at 801o C?

Why do both substances dissolve in water and olive oil does not?

Why does methyl butyrate smell like pears ^{گهیزی} while propyl acetate smell like apple yet they have the same number and kind of atoms?

Bonding is the key to the structure, physical properties and chemical behavior of different kinds of matter.

The Uniqueness of Carbon

3

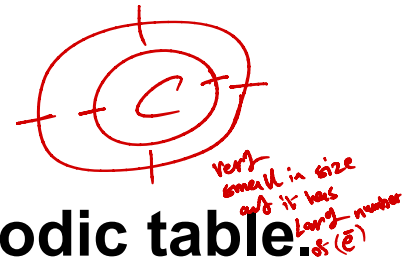
○ What is unique about the element **carbon**?

○ Why does it form so many compounds?

● **The answers lie in**

➤ The **structure** of the **carbon** atom.


➤ The **position** of **carbon** in the periodic table.



○ These factors enable it to form strong bonds with

➤ other carbon atoms ✓

➤ and with other elements (hydrogen, oxygen, nitrogen, halogens, ...etc).



○ Each **organic compound** has its own characteristic set of physical and chemical properties which depend on the **structure** of the molecule.

كل مركب له خواصه الفيزيائية والكيميائية الخاصة بحالته

بتختلف عن اي مركب ثاني باختلاف
تراكيب هذه المركبات

1.1 How Electrons are arranged in Atom

- ^{الذرة} The Structure of an Atom
- An atom consists of electrons⁽⁻⁾, positively charged protons⁽⁺⁾, and neutral neutrons⁽⁰⁾
- Electrons form chemical bonds *each compound differ in configuration of electrons and bonds.*
- Atomic number: numbers of protons in its nucleus
- Mass number: the sum of the protons and neutrons of an atom
- Isotopes have the same atomic number but different mass numbers
Protons number same (Z) but differ in (A) / they differ in neutrons number
- The atomic weight: the average weighted mass of its atoms
- Molecular weight: the sum of the atomic weights of all the atoms in the molecule

$$A = Z + N$$

Atomic Structure

- **The energy levels** are designated by capital letters (*K, L, M, N, ..*) or whole numbers (*n*).
- The maximum capacity of a shell = $2n^2$ electrons.
n = number of the energy level.
- **For example**, the element carbon (atomic number 6)
6 electrons are distributed about the nucleus as

$$2.4 / 2.2^3 =$$

The ground-state electronic configuration describes the orbitals occupied by the atom's electrons with the lowest energy


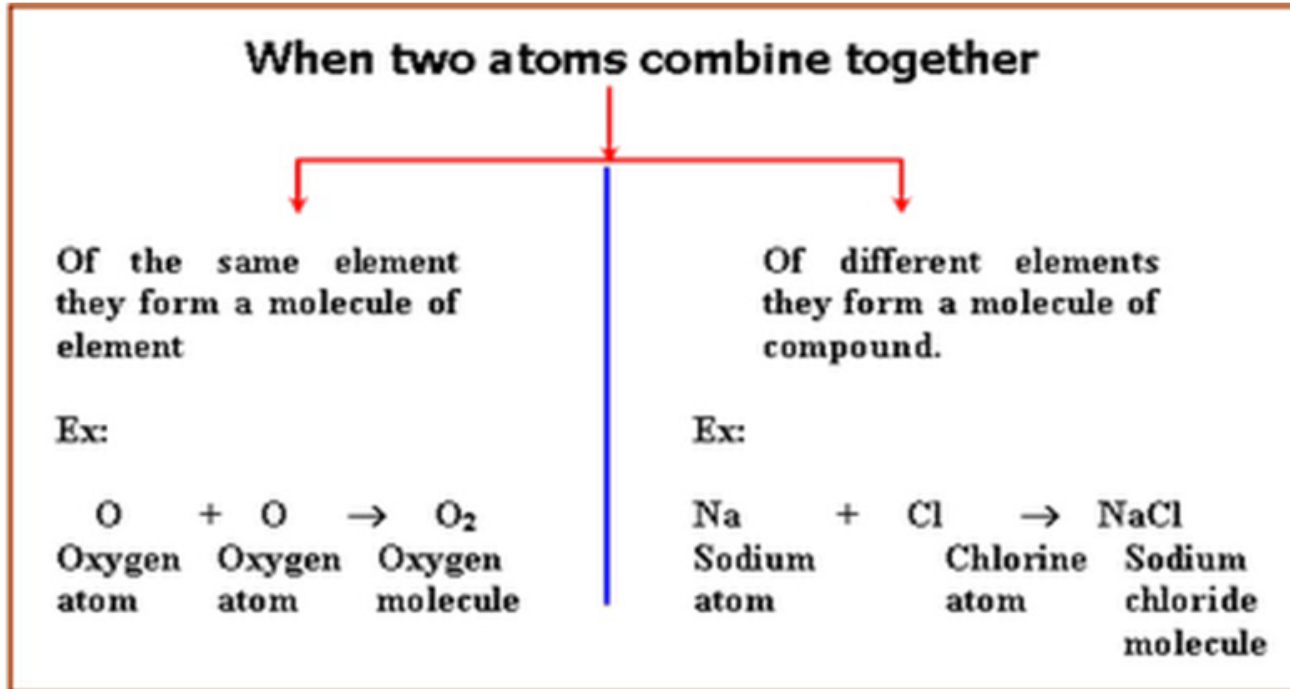
Table 1.2  Electron Arrangements of the First 18 Elements

Atomic number	Element	Number of electrons in each orbital				
		1s	2s	2p	3s	3p
1	H	1				
2	He	2				
3	Li	2	1			
4	Be	2	2			
5	B	2	2	1		
6	C	2	2	2		
7	N	2	2	3		
8	O	2	2	4		
9	F	2	2	5		
10	Ne	2	2	6		
11	Na	2	2	6	1	
12	Mg	2	2	6	2	
13	Al	2	2	6	2	1
14	Si	2	2	6	2	2
15	P	2	2	6	2	3
16	S	2	2	6	2	4
17	Cl	2	2	6	2	5
18	Ar	2	2	6	2	6

Table 1.3  **Valence Electrons of the First 18 Elements**

Group	I	II	III	IV	V	VI	VII	VIII
	H ·							He :
	Li ·	·Be ·	·B ·	·C ·	·N :	·O :	:F :	:Ne :
	Na ·	·Mg ·	·Al ·	·Si ·	·P :	·S :	:Cl :	:Ar :

Chemical Bonding



(Polar or non-polar)

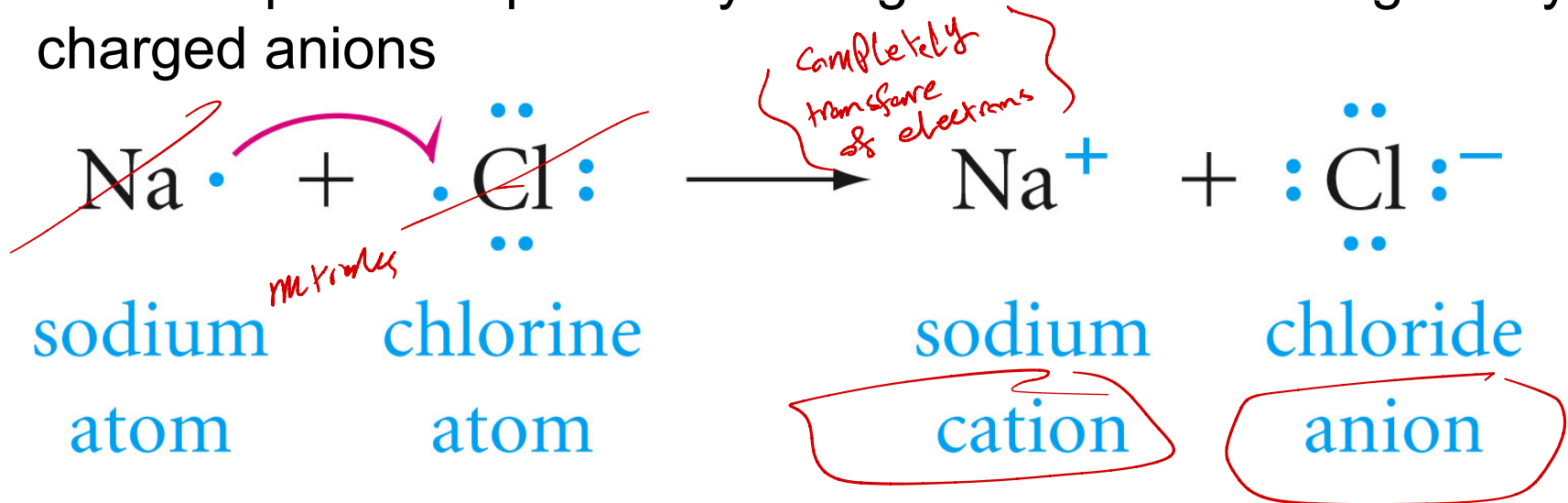


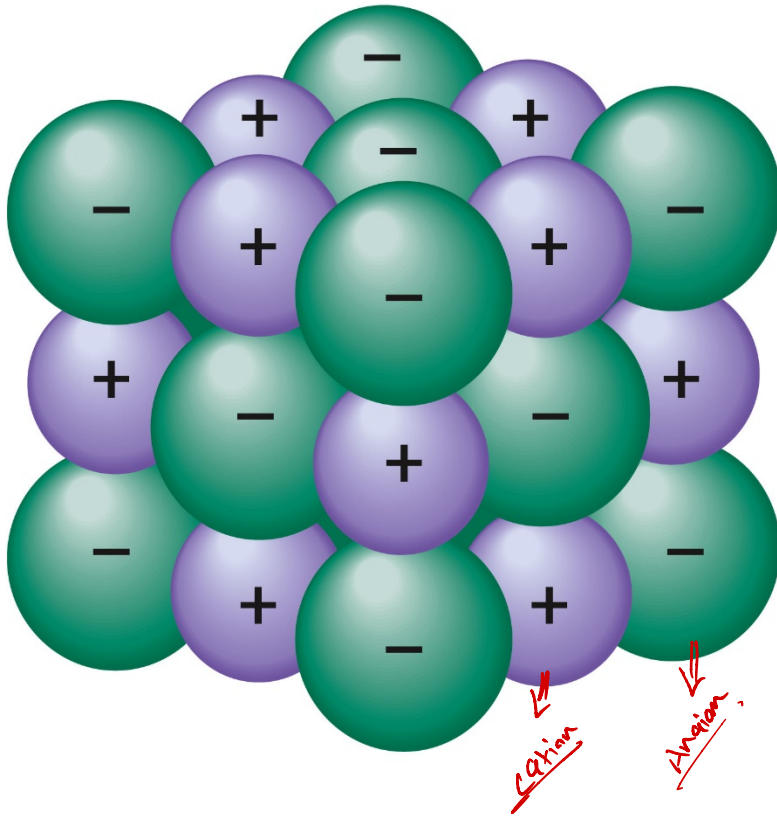
1.2 Ionic and Covalent bonding

Lewis's theory: an atom will give up, accept, or share electrons in order to achieve a filled outer shell or an outer shell that contains eight electrons

Ionic Compounds

are composed of positively charged cations and negatively charged anions





Sodium chloride, NaCl, is an ionic crystal. The purple spheres represent sodium ions, Na, and the green spheres are chloride ions, Cl.

Each ion is surrounded by six oppositely charged ions, except for those ions that are at the surface of the crystal.

Chemical Bonding

Electronegativity Measures The Ability of An Atom To Attract Electrons

							H
							2.1
F	O	N	C	B		Be	Li
4	3.5	3	2.5	2		1.5	1
Cl	S	P	Si	Al		Mg	Na
3	2.5	2.1	1.8	1.5		1.2	0.9
Br							K
2.8							0.8

The Covalent Bond

Covalent bonds are formed by sharing electrons



Bond energy (BE) is the energy necessary to break a mole of covalent bonds. The amount of energy depends on the type of bond broken.

The bond length is the average distance between two covalently bonded atoms.

↑ length ↓ energy to break down the bond

Problem 1.4

Write an equation for the formation of chlorine molecule



this energy needed for break down the bond

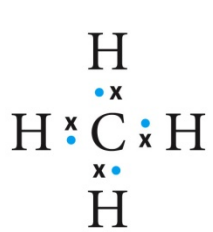
energy ↓

exothermic

1.3 Carbon and the Covalent Bond

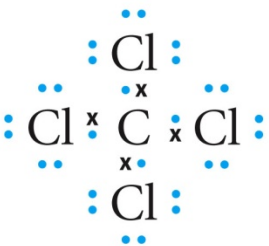
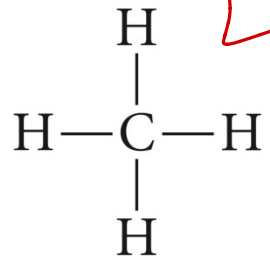
With four valence electrons, carbon usually forms covalent bonds with other atoms by sharing electrons.

but not always

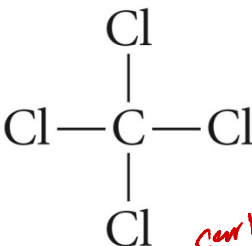


or

methane



or



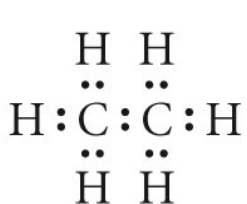
tetrachloromethane
(carbon tetrachloride)

carbon tetrachloride

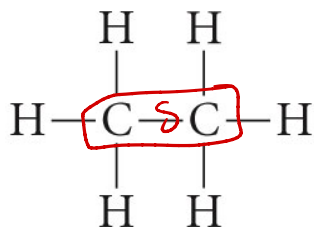
(non-polar) bond

1.4 Carbon-Carbon Single Bonds

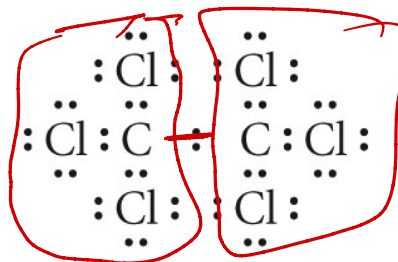
Carbon could share electrons with not only different elements but also carbon.



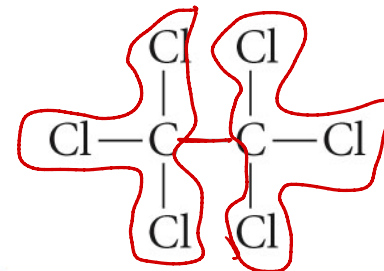
or



ethane



or

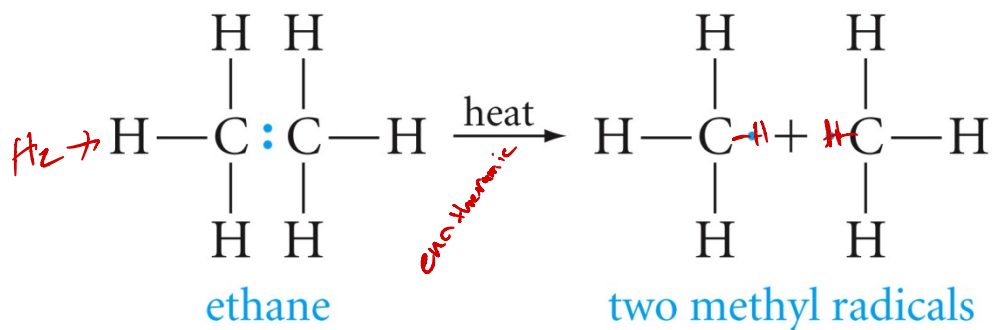


hexachloroethane

+
Cl₂

Less heat is required to break the C-C bond in ethane than the H-H bond in a hydrogen molecule. The C-C-bond in ethane is 1.54 Å. The H-H bond in H₂ molecule is 0.74 Å. The C-H is about 1.09 Å, close to the average of H-H bond and C-C bond.

(C-C) bond is more taller than (H-H) bond



A radical is a molecular fragment with an odd number of electrons

1.4 Polar Covalent Bonds

Is a covalent bond in which the electron are is not shared equally between the atoms

The bond polarization is indicated by an arrow whose head is negative and whose tail is marked with a plus sign. Alternatively, a partial charge, written as $\delta+$ or $\delta-$.





Table 1.4  Electronegativities of Some Common Elements


Group

I	II	III	IV	V	VI	VII
H 2.2						
Li 1.0	Be 1.6	B 2.0	C 2.5	N 3.0	O 3.4	F 4.0
Na 0.9	Mg 1.3	Al 1.6	Si 1.9	P 2.2	S 2.6	Cl 3.2
K 0.8	Ca 1.0					Br 3.0
						I 2.7

 < 1.0

 1.0–1.4

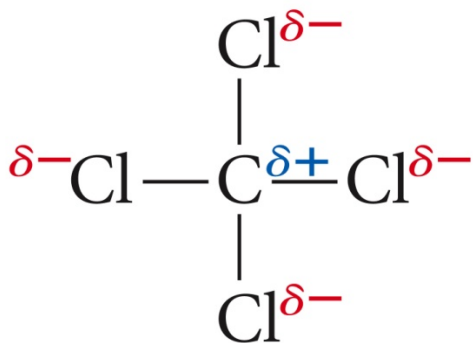
 1.5–1.9

 2.0–2.4

 2.5–2.9

 3.0–3.4

Bond polarization in tetrachloromethane



Problem 1.10

Predict the polarity of the P-Cl bond and the S-O bond

نوعه

(1)

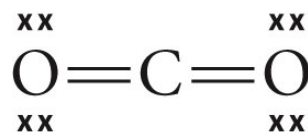
(0.6)

1.6 Multiple Covalent Bonds



A

or

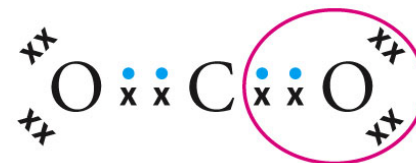
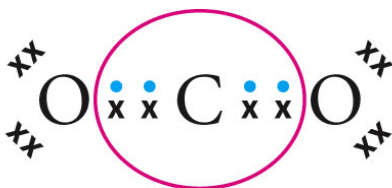
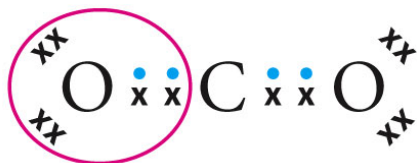


B

or



C



or



or



hydrogen cyanide

1.7 Valance

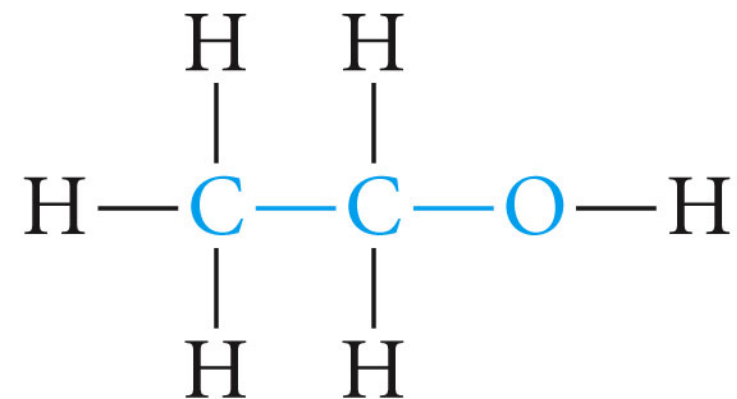
The valence of an element is simply the number of bonds that an atom of the element can form. The number is normally equal to the number of electron needed to fill the valence shell.

Table 1.5 ▀ Valences of Common Elements

Element	H·	· $\overset{\cdot}{\underset{\cdot}{\text{C}}}$ ·	· $\overset{\cdot}{\underset{\cdot}{\text{N}}}$:	· $\overset{\cdot\cdot}{\underset{\cdot}{\text{O}}}$:	: $\overset{\cdot\cdot}{\underset{\cdot}{\text{F}}}$:	: $\overset{\cdot\cdot}{\underset{\cdot}{\text{Cl}}}$:
Valence	1	4	3	2	1	1

1.8 Isomerism

Isomers are molecules with the same molecular formula but different arrangement of atoms

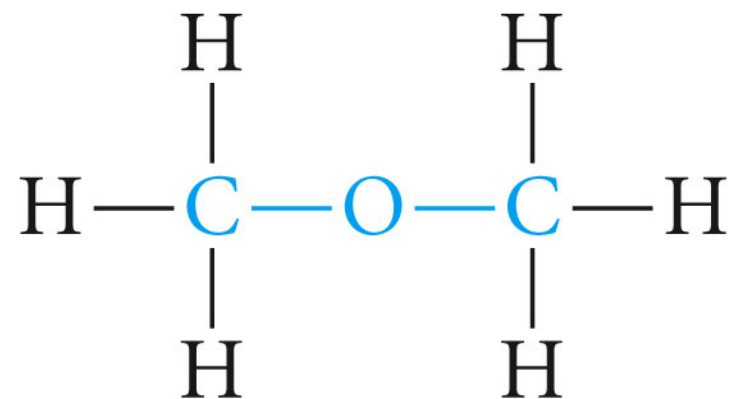


ethanol

(ethyl alcohol)

bp 78.5°C

and



methoxymethane

(dimethyl ether)

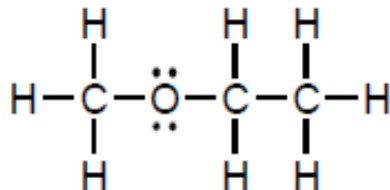
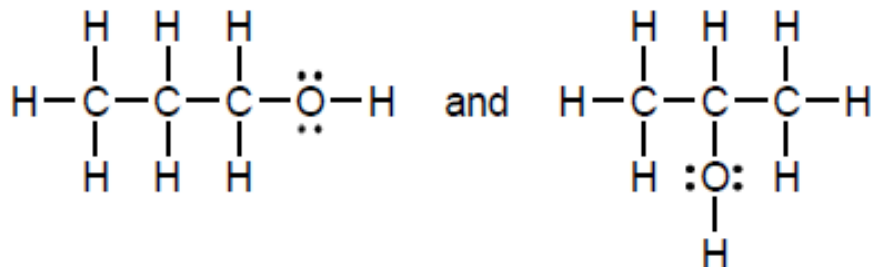
bp -23.6°C

Structural (or constitutional) isomers are the compounds that have the same molecular formula but different structural formulas.

*Constitutional
of the atoms*

Problem 1.20

Draw structural formulas for the three possible isomers of C₃H₈O

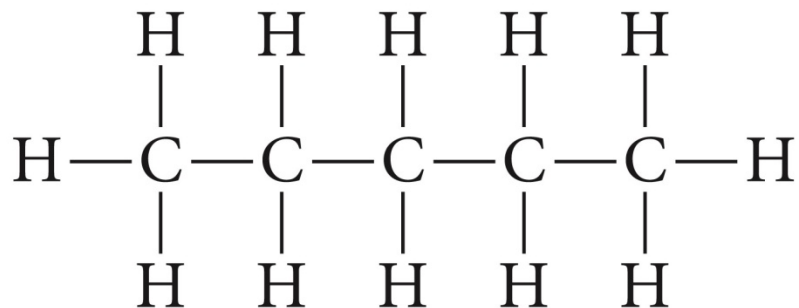


1.9 Writing Structural Formulas

Suppose we want to write out all possible structural formulas that correspond to the molecular formula C₅H₁₂.

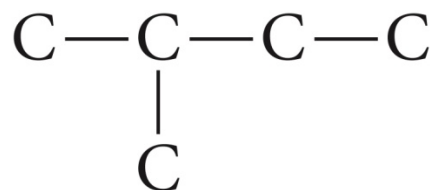
We begin by writing all five carbons in a continuous chain.

In a continuous chain, atoms are bonded one after another.

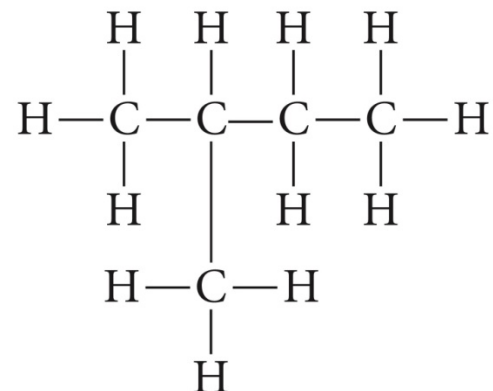


pentane, bp 36°C

In a branched chain, some atoms form branches from the longest continuous chain.

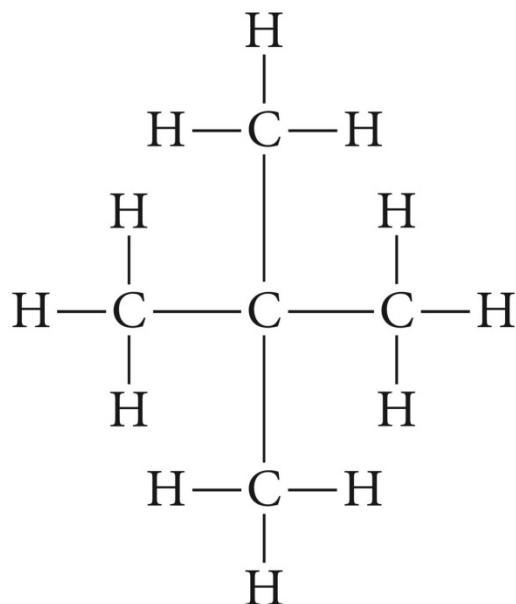
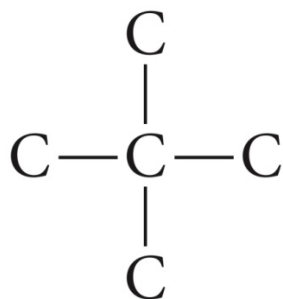
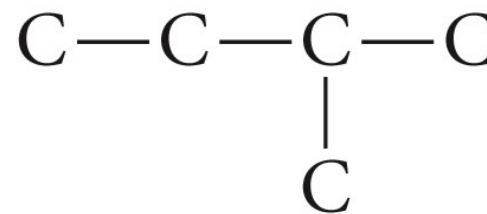
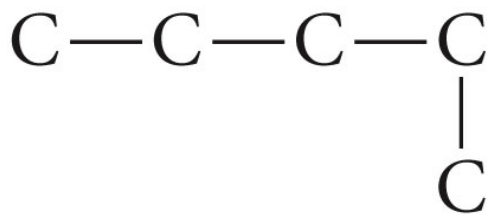
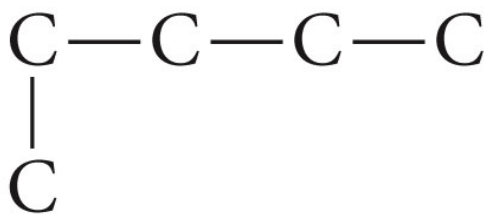


a branched chain



2-methylbutane, bp 28°C
(isopentane)

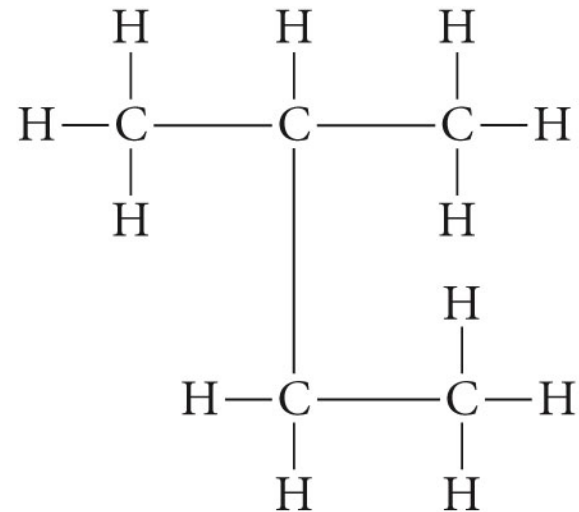
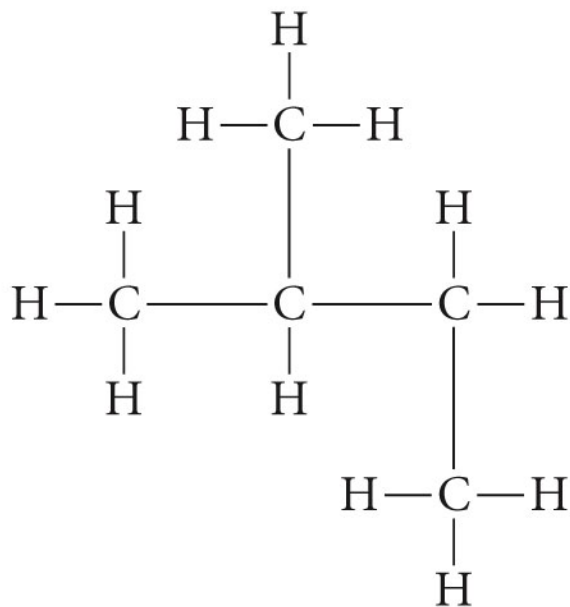
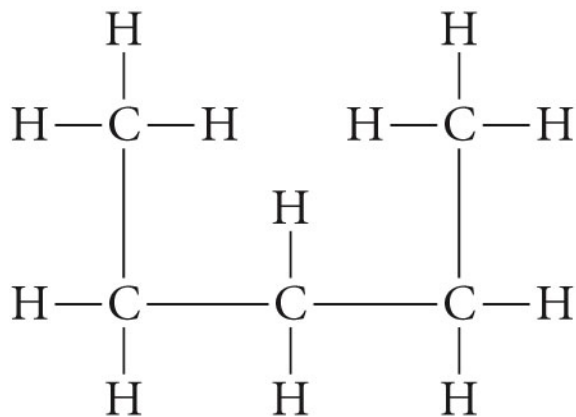
Suppose we keep the chain of four carbons and try to connect the fifth carbon somewhere else.



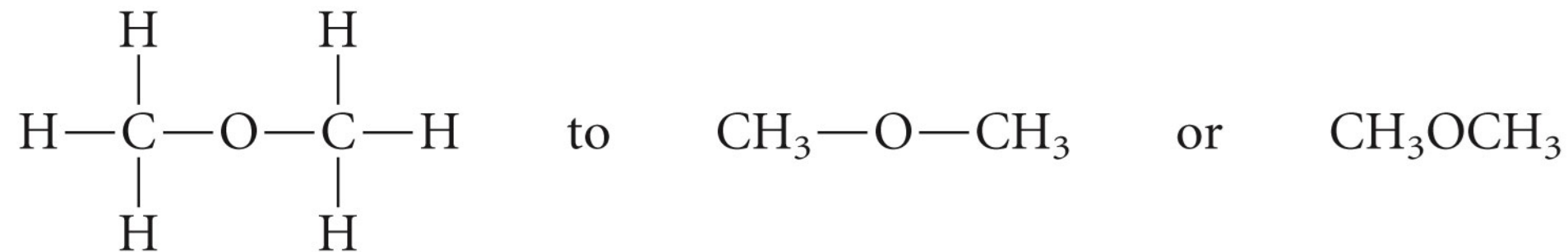
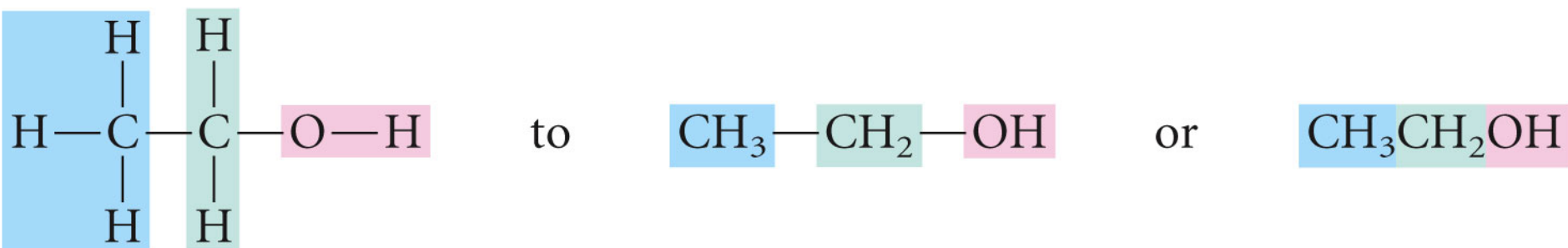
2,2-dimethylpropane, bp 10°C
(neopentane)

PROBLEM 1.21

To which isomer of C_5H_{12} does each of the following structural formulas correspond?

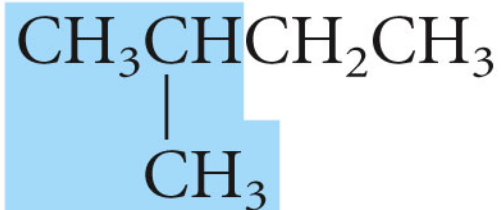


1.10 Abbreviated Structural Formula

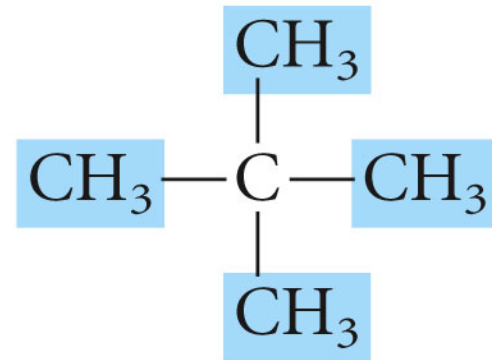




n-pentane



isopentane



neopentane



n-pentane



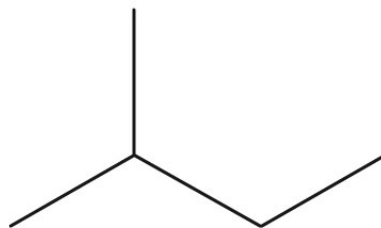
isopentane



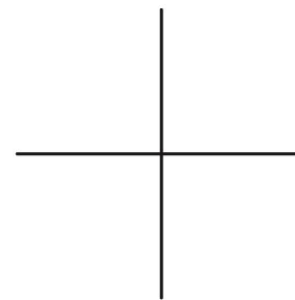
neopentane



n-pentane

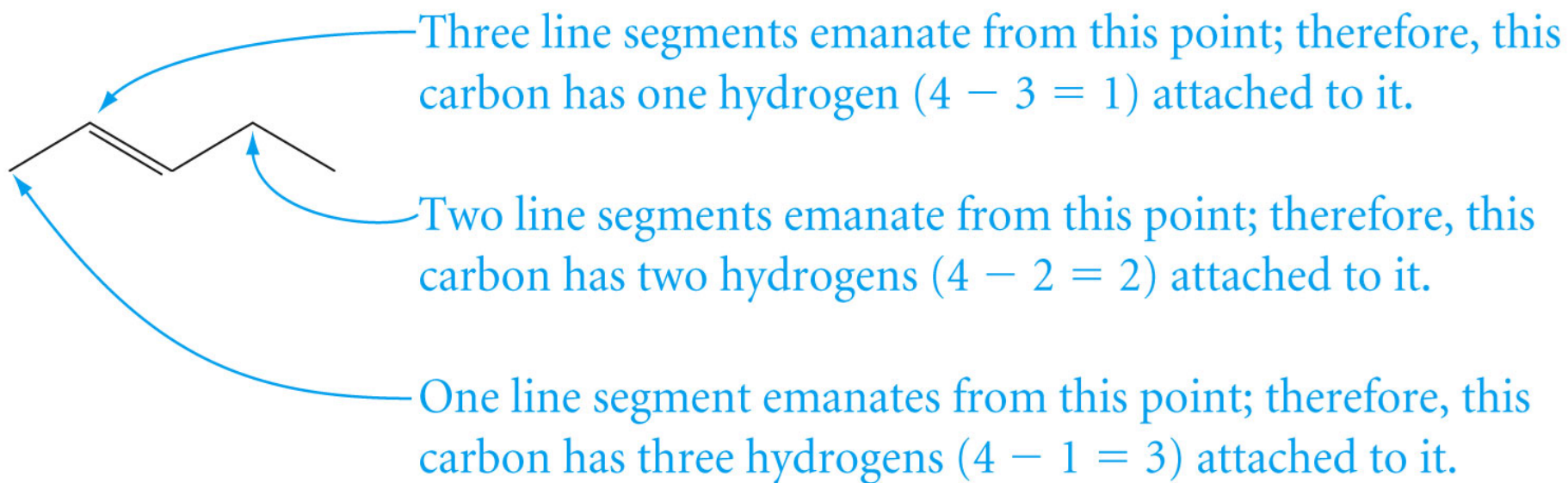


isopentane



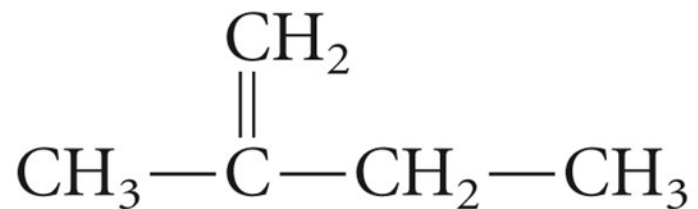
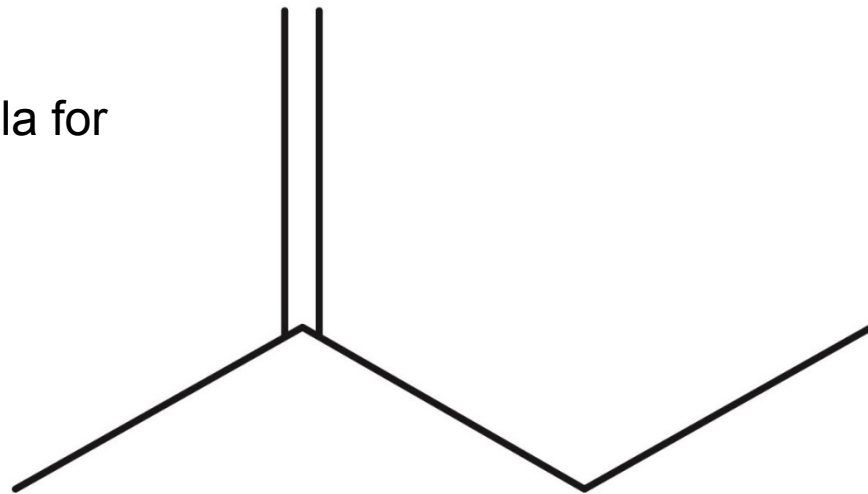
neopentane

Each line segment have a carbon atom at each end

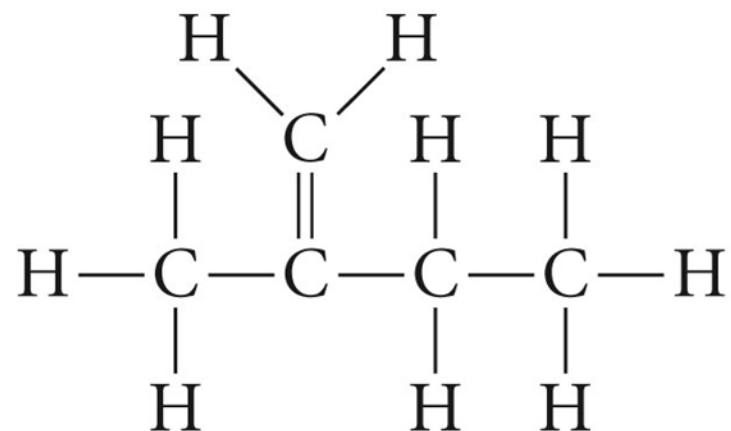


Example 1.12

Write a more detailed structural formula for



or



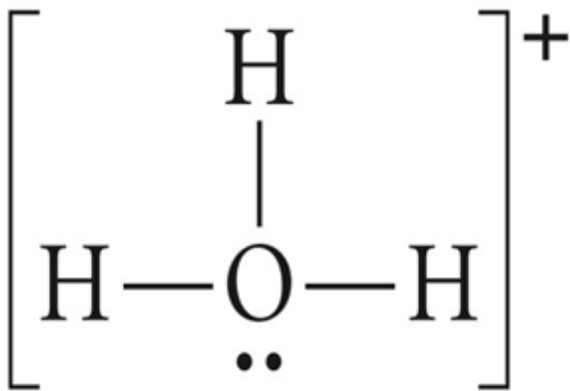
1.11 Formal Charge

The formal charge on an atom in a covalently bonded molecule or ion is the number of valence electrons in the neutral atom minus the number of covalent bonds to the atom and the number of unshared electrons on the atom.

$$\text{Formal charge} = \frac{\text{number of valence electrons in the neutral atom}}{\text{charge}} - \left(\frac{\text{unshared electrons}}{\text{electrons}} + \frac{\text{half the shared electrons}}{\text{electrons}} \right)$$

or, in a simplified form,

$$\text{Formal charge} = \frac{\text{number of valence electrons in the neutral atom}}{\text{charge}} - (\text{dots} + \text{bonds})$$



hydronium ion

For H atom

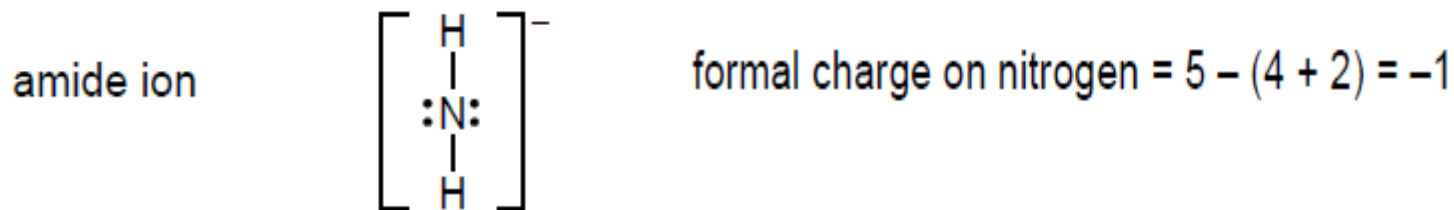
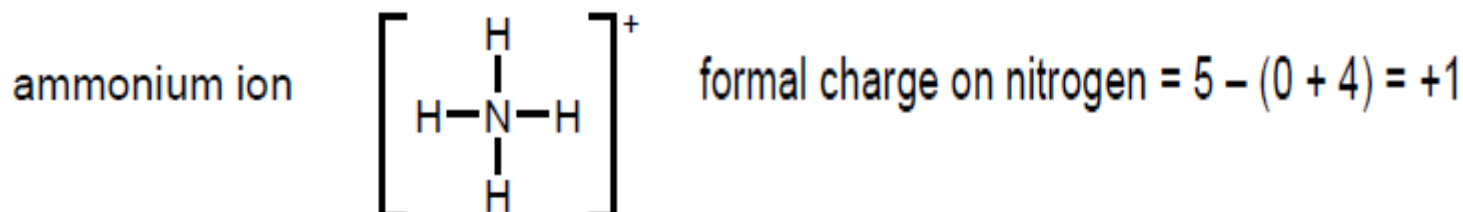
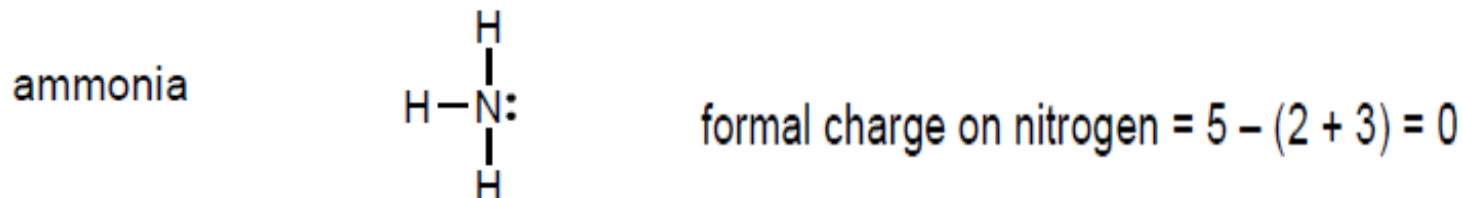
$$\text{Formal charge} = 1 - (0 + 1) = 0$$

For O atom

$$\text{Formal charge} = 6 - (2 + 3) = 1 \quad +1$$

Problem 1.25

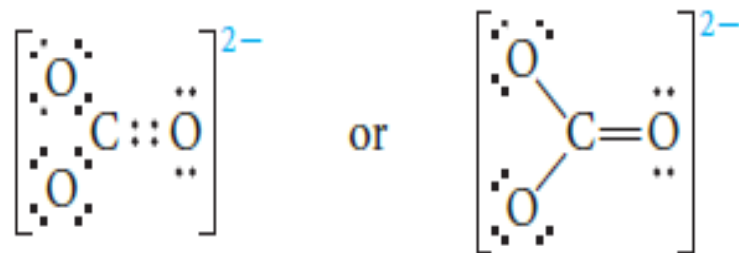
Calculate the formal charge on the nitrogen atom in ammonia, NH_3 ; in the ammonium ion, NH_4^+ ; and in the amide ion, NH_2^- .



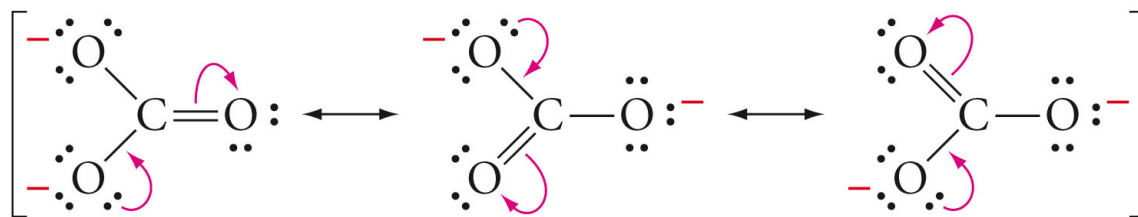
The formal charge on hydrogen in all three cases is zero [$1 - (0 + 1) = 0$].

1.12 Resonance

Sometimes, an electron pair is involved with more than two atoms. Molecules and ions in which this occurs can not be adequately represented by a single electron-dot structure. Please consider the structure of the carbonate ion, CO_3^{2-} .

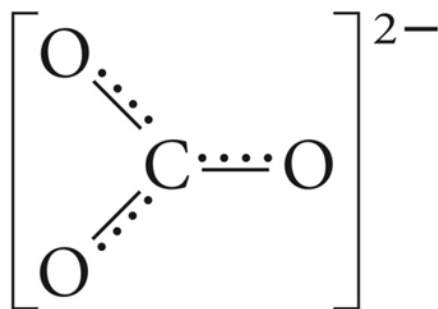


carbonate ion, CO_3^{2-}



- Only electrons can be moved (usually lone pairs or pi electrons).
- All the bond lengths are the same.
- The real structure is a resonance hybrid.

Physical measurement tell us that all three C-O bond length are identical: 1.31 Angstrom (Å). This distance is between the normal C=O (1.20 Å) and C-O (1.41 Å). We usually say the real carbonate ion has a structure that is resonance hybrid of the three contributing resonance structures.




carbonate ion
resonance hybrid


1.13 Arrow Formalism


Arrow system is very important in Chemistry and has specific meaning.

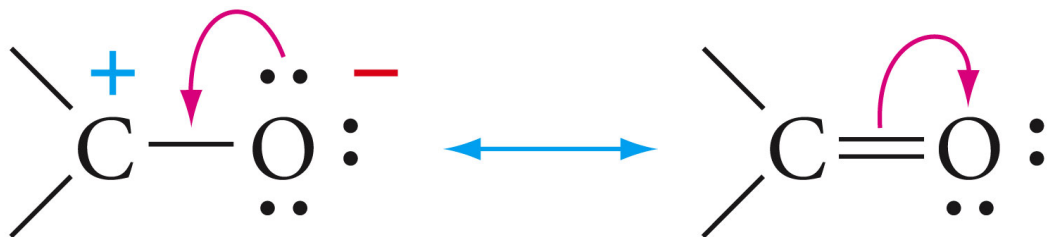
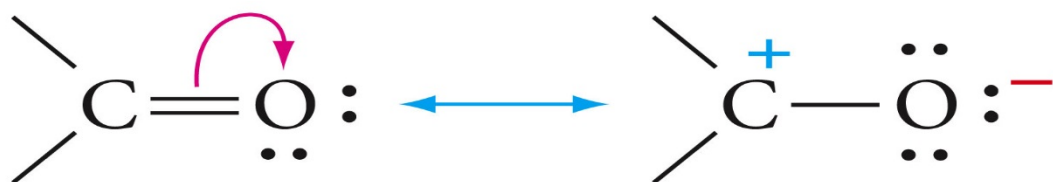
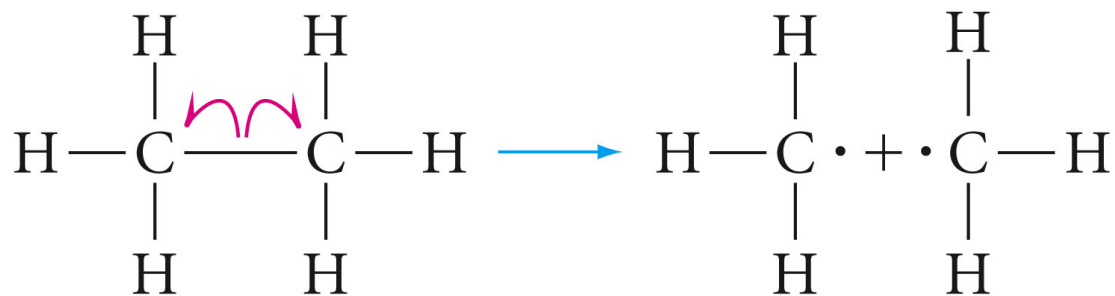
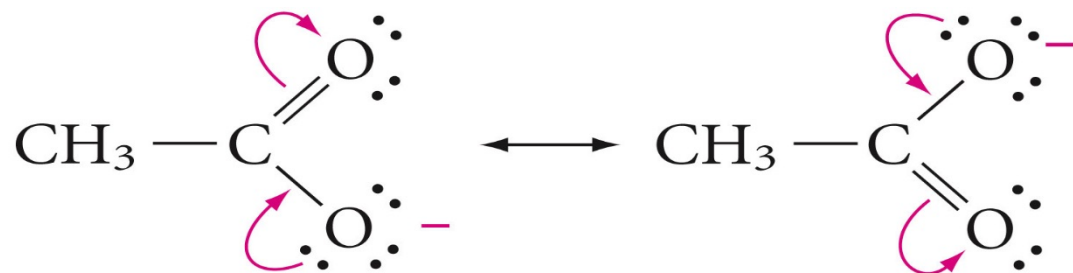
Curved arrows  a pair of electron moving

Fishhook arrows  single electron moving

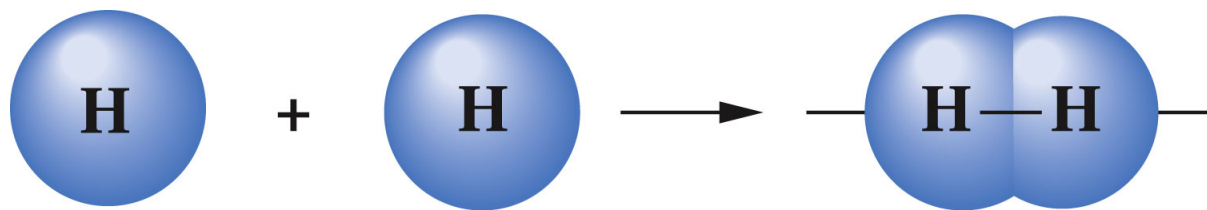
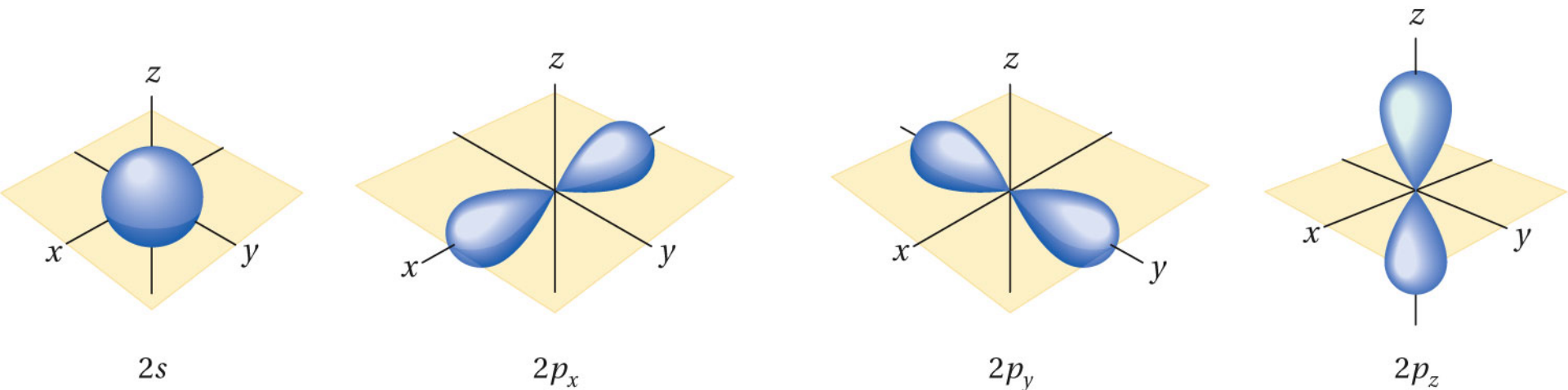
Straight arrows  point from reactants to products in chemical reaction equations

Straight arrow with half-heads  used in pairs to indicate that the reaction is reversible.

double-headed straight arrow  between two structures indicates that they are resonance structure

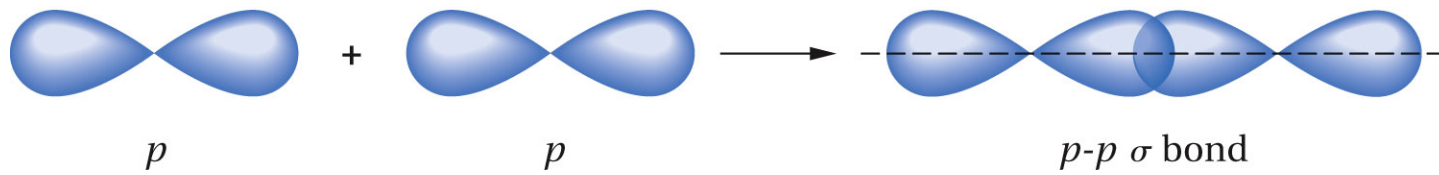
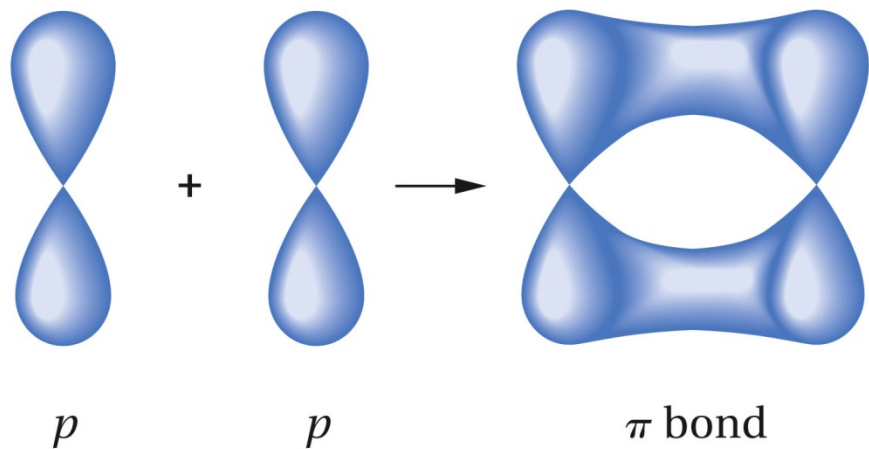


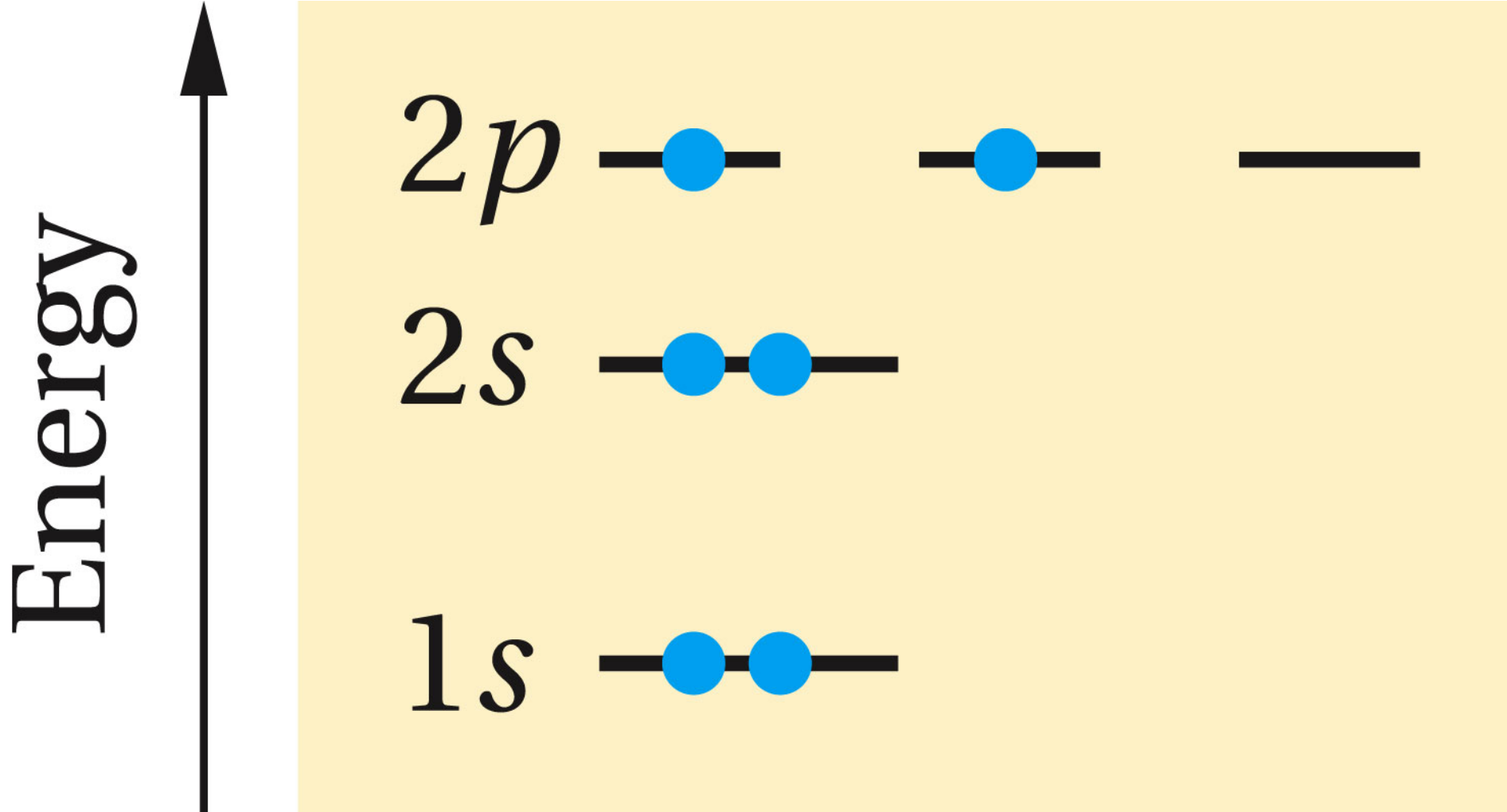
The Orbital View of Bonding; the Sigma Bond

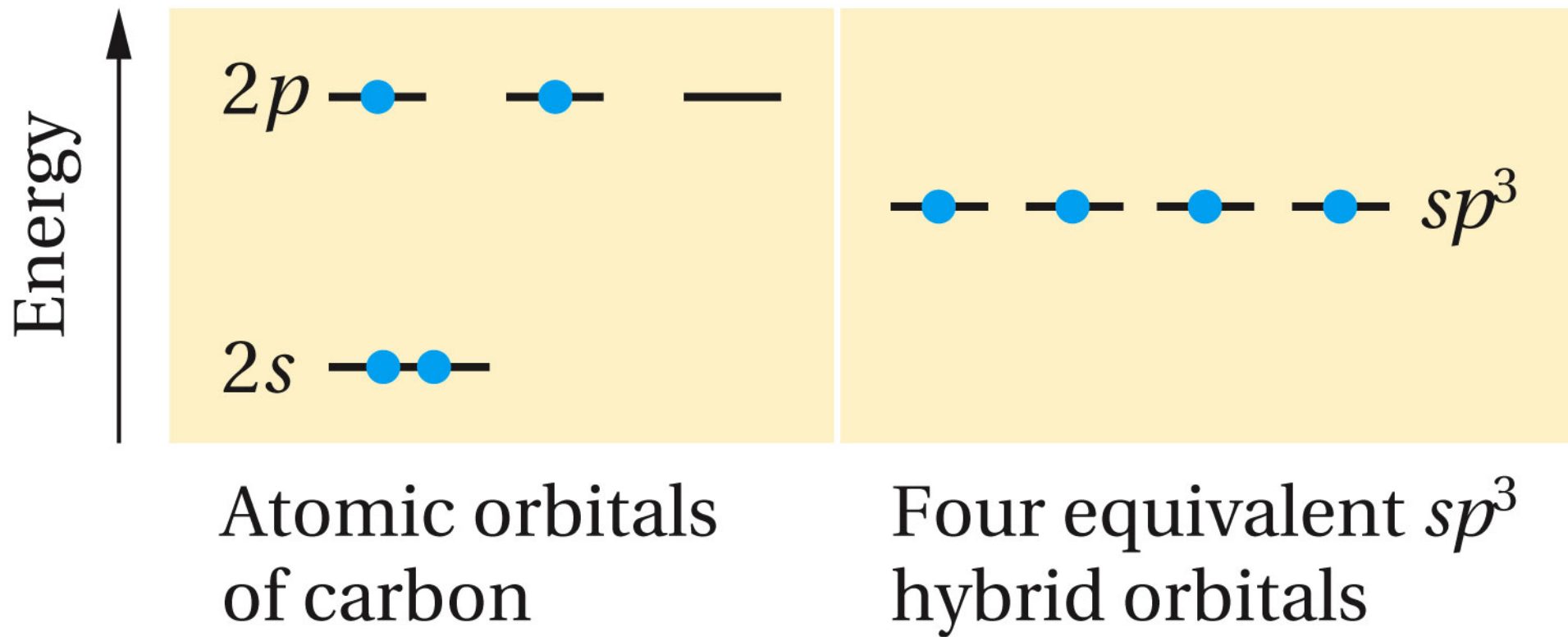


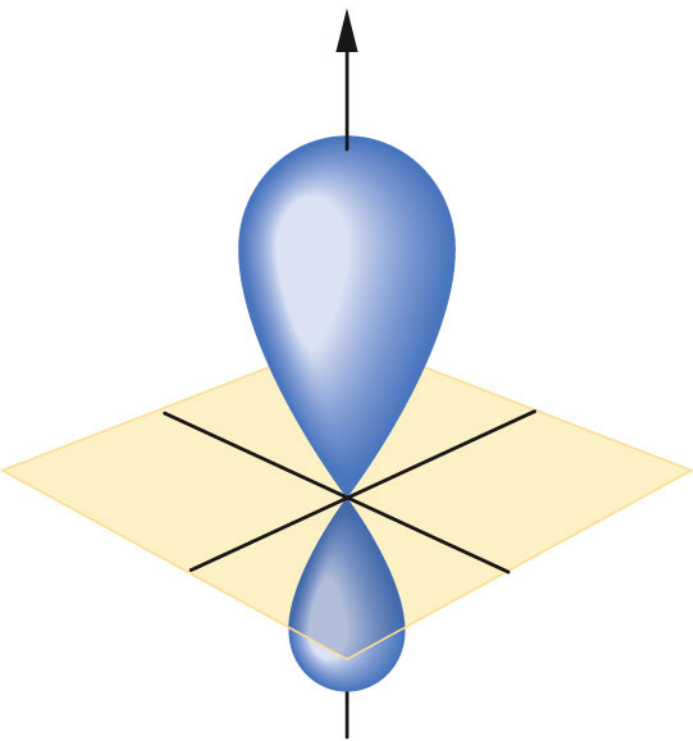
$1s$ atomic
orbitals

$s-s$ molecular
orbital

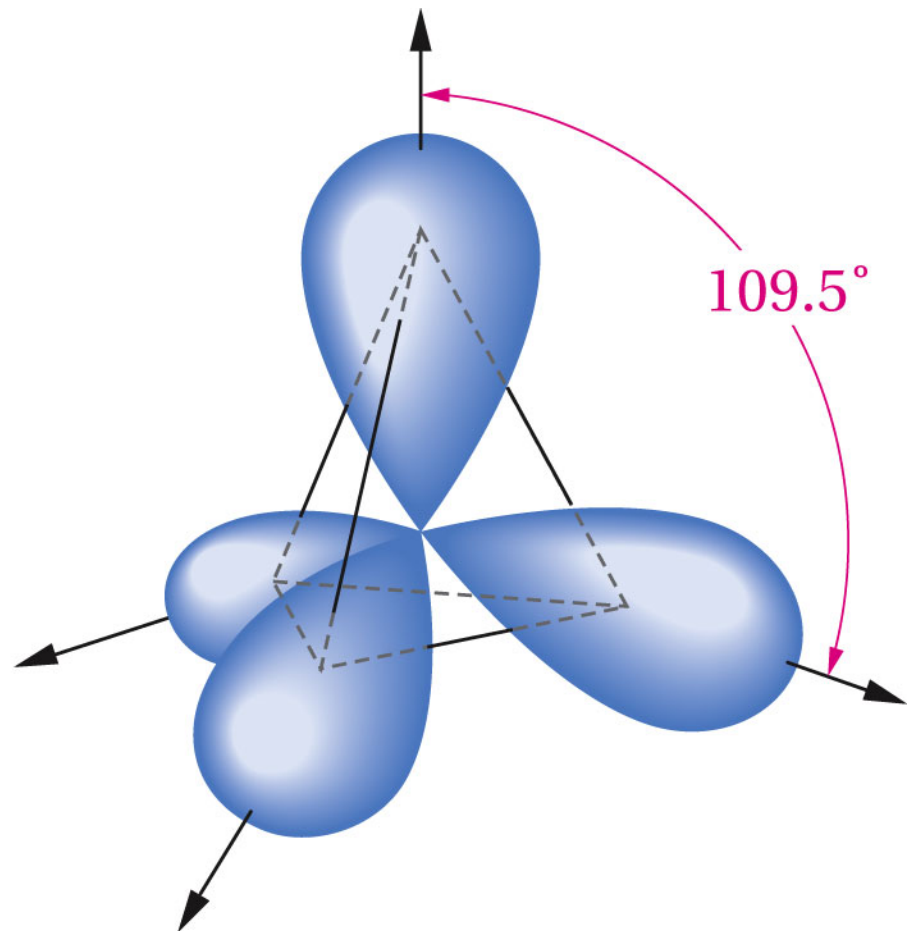


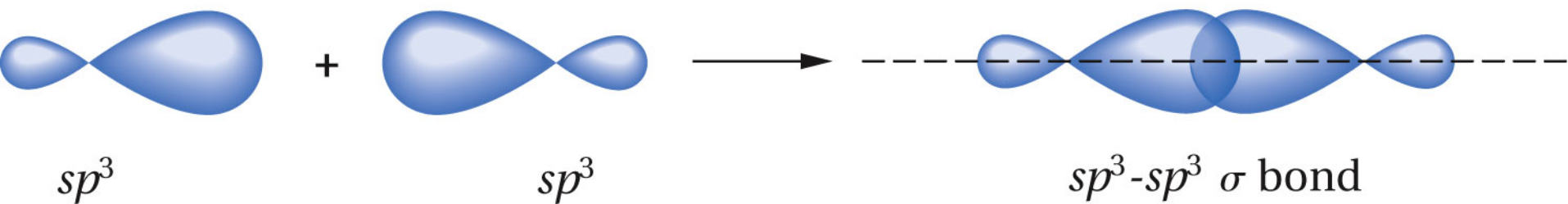
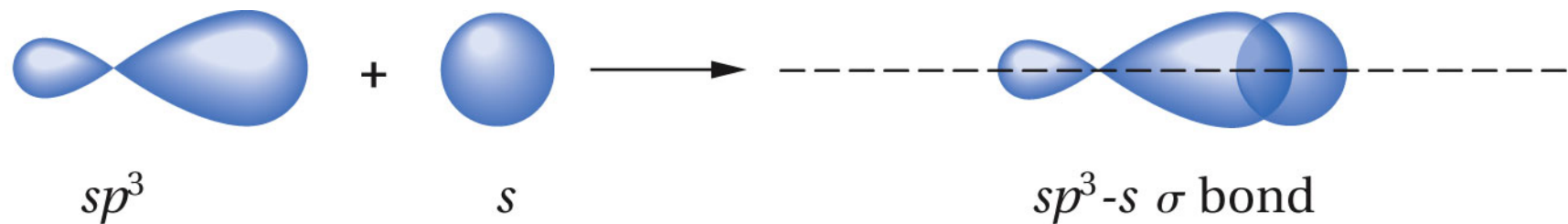


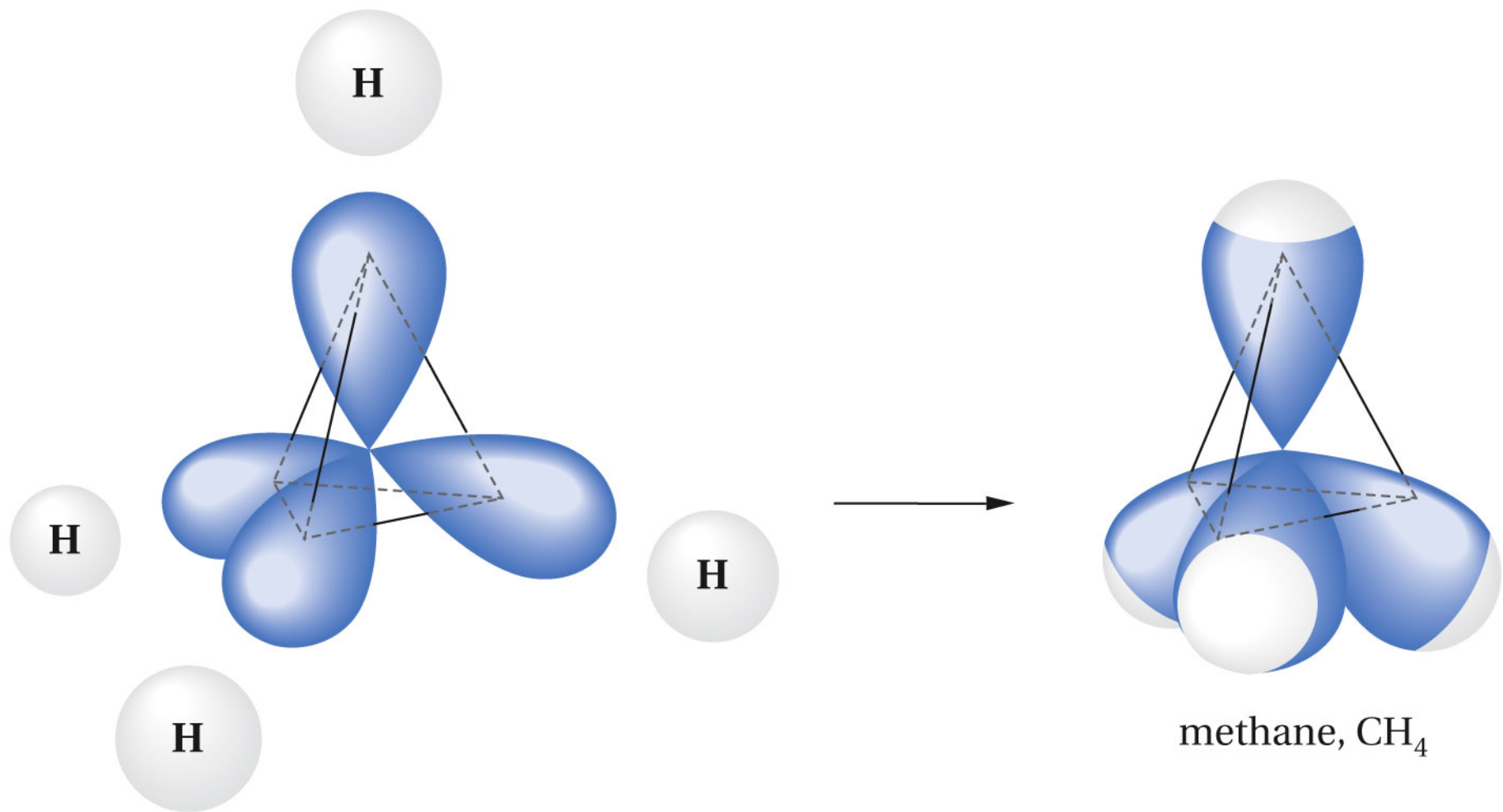




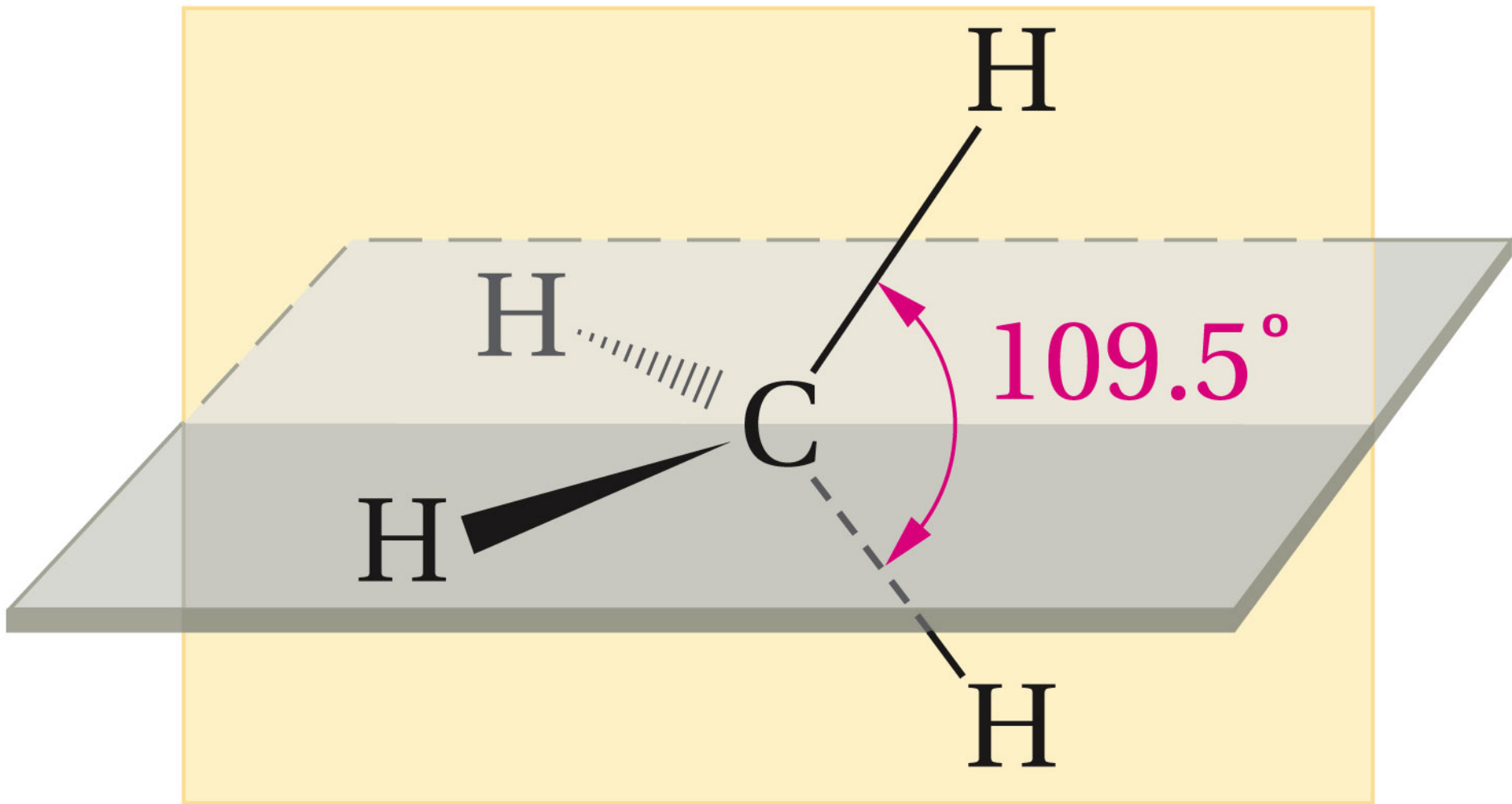
sp^3



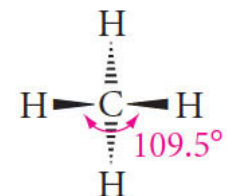
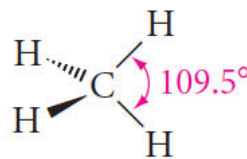
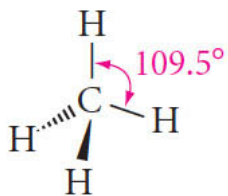




methane, CH_4



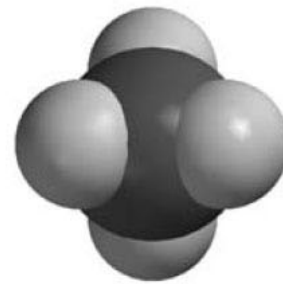
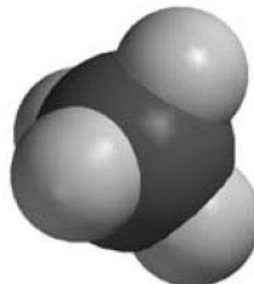
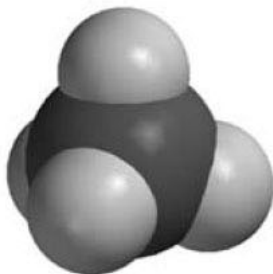
(a) In a **3D structure**, **solid lines** lie in the plane of the page (C and H in C—H lie in the plane). **Dashed wedges** extend behind the plane (H in C—H lies behind the plane). **Solid wedges** project out toward you (H in C—H is in front of the plane).





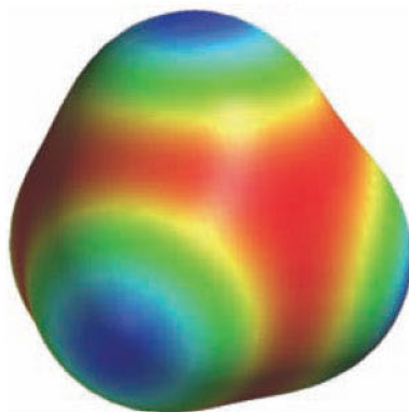
(b) A **ball-and-stick model** of a molecule emphasizes the bonds that connect atoms.



(c) A **space-filling model** emphasizes the space occupied by the atoms.



(d) An **electrostatic potential map** shows the distribution of electrons in a molecule. Red indicates partial negative charge, and blue indicates partial positive charge.



Classification According to Molecular Framework

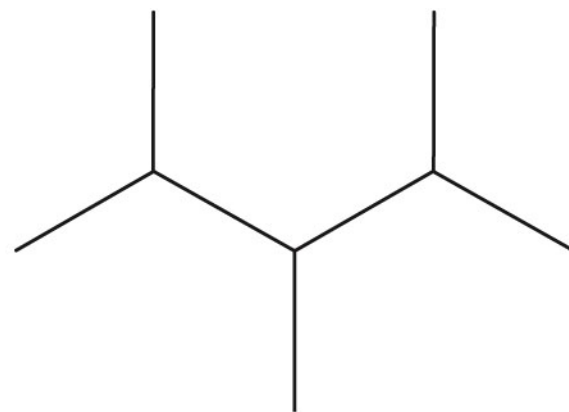
.a Acyclic Compounds

.b Carbocyclic Compounds

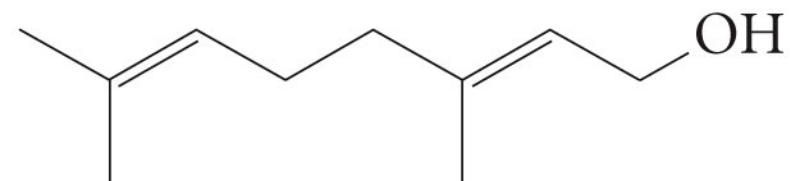
.c Heterocyclic Compounds



unbranched chain of
eight carbon atoms



branched chain of
eight carbon atoms



geraniol
(oil of roses)
bp 229–230°C

A branched chain
compound used in
perfumes



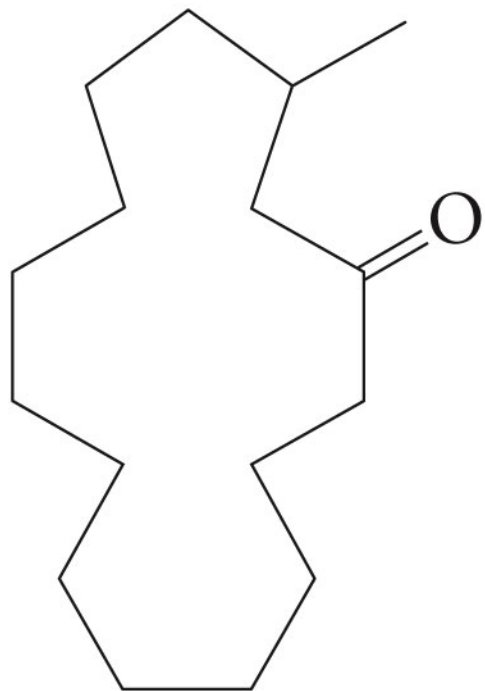
heptane
(petroleum)
bp 98.4°C

A hydrocarbon
present in petroleum,
used as a standard in
testing the octane
rating of gasoline



2-heptanone
(oil of cloves)
bp 151.5°C

A colorless liquid
with a fruity odor,
in part responsible
for the “peppery”
odor of blue cheese

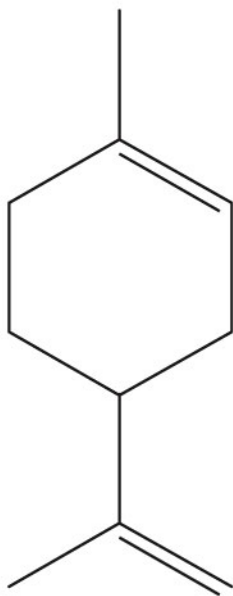


muscone

(musk deer)

bp 327–330°C

A 15-membered ring
ketone, used in
perfumes

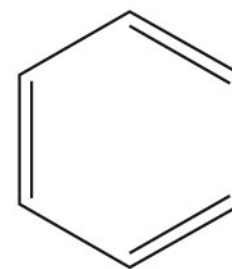


limonene

(citrus fruit oils)

bp 178°C

A ring with two
side chains, one of
which is branched

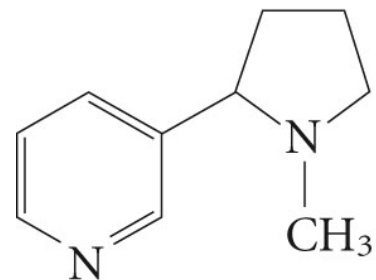


benzene

(petroleum)

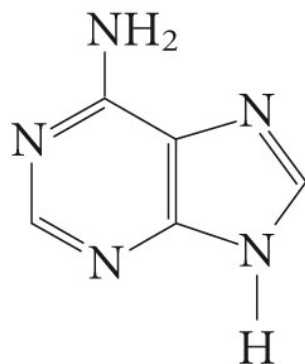
mp 5.5°C, bp 80.1°C

A very common ring



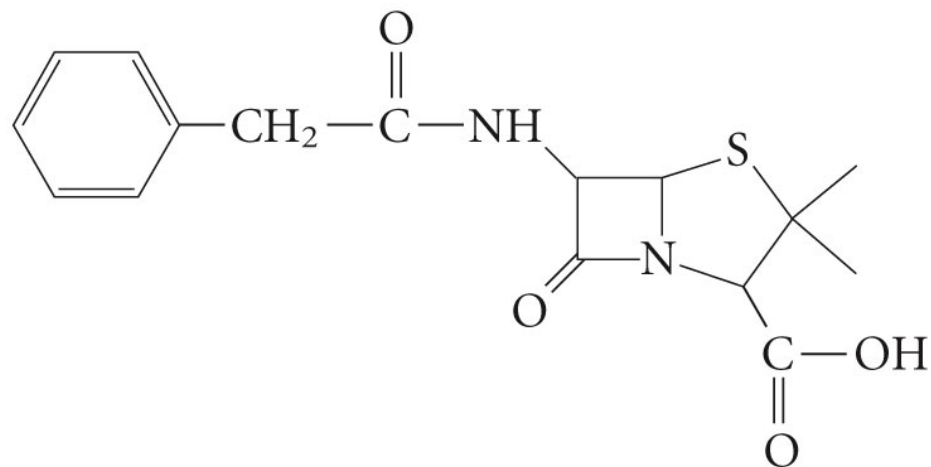
nicotine
bp 246°C

Present in tobacco, nicotine has two heterocyclic rings of different sizes, each containing one nitrogen.



adenine
mp 360–365°C
(decomposes)

One of the four heterocyclic bases of DNA, adenine contains two fused heterocyclic rings, each of which contains two heteroatoms (nitrogen).



penicillin-G
(amorphous solid)

One of the most widely used antibiotics, penicillin has two heterocyclic rings, the smaller of which is crucial to biological activity.

1.18 Classification According to Functional Group

Table 1.6 ■ The Main Functional Groups

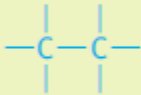
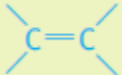



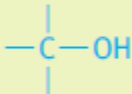
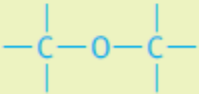
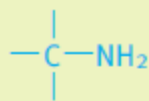
	Structure	Class of compound	Specific example	Common name of the specific example
<i>A. Functional groups that are a part of the molecular framework</i>		alkane	CH ₃ —CH ₃	ethane, a component of natural gas
		alkene	CH ₂ =CH ₂	ethylene, used to make polyethylene
		alkyne	HC≡CH	acetylene, used in welding
		arene		benzene, raw material for polystyrene and phenol
<i>B. Functional groups containing oxygen</i>				
	<i>1. With carbon–oxygen single bonds</i>			
		alcohol	CH ₃ CH ₂ OH	ethyl alcohol, found in beer, wines, and liquors
		ether	CH ₃ CH ₂ OCH ₂ CH ₃	diethyl ether, once a common anesthetic

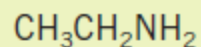
Table 1.6 ■ continued

	Structure	Class of compound	Specific example	Common name of the specific example
2. With carbon–oxygen double bonds*	$\begin{array}{c} \text{O} \\ \parallel \\ -\text{C}-\text{H} \end{array}$	aldehyde	$\text{CH}_2=\text{O}$	formaldehyde, used to preserve biological specimens
	$\begin{array}{c} \text{O} \\ \parallel \\ -\text{C}-\text{C}-\text{C}- \\ \quad \quad \end{array}$	ketone	$\begin{array}{c} \text{O} \\ \parallel \\ \text{CH}_3\text{CCH}_3 \end{array}$	acetone, a solvent for varnish and rubber cement
3. With single and double carbon–oxygen bonds	$\begin{array}{c} \text{O} \\ \parallel \\ -\text{C}-\text{OH} \end{array}$	carboxylic acid	$\begin{array}{c} \text{O} \\ \parallel \\ \text{CH}_3\text{C}-\text{OH} \end{array}$	acetic acid, a component of vinegar
	$\begin{array}{c} \text{O} \\ \parallel \\ -\text{C}-\text{O}-\text{C}- \\ \end{array}$	ester	$\begin{array}{c} \text{O} \\ \parallel \\ \text{CH}_3\text{C}-\text{OCH}_2\text{CH}_3 \end{array}$	ethyl acetate, a solvent for nail polish and model airplane glue

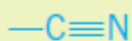
C. Functional groups containing nitrogen**



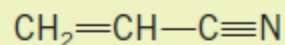
primary amine



ethylamine, smells like ammonia

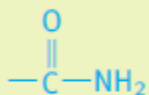


nitrile

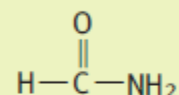


acrylonitrile, raw material for making Orlon

D. Functional group with oxygen and nitrogen



primary amide

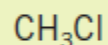


formamide, a softener for paper

E. Functional group with halogen

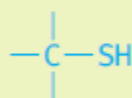


alkyl or aryl halide

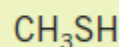


methyl chloride, refrigerant and local anesthetic

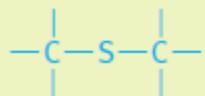
F. Functional groups containing sulfur†



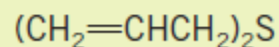
thiol (also called mercaptan)



methanethiol, has the odor of rotten cabbage



thioether (also called sulfide)



diallyl sulfide, has the odor of garlic