

* exposure both leg, always compare both legs.

- 1) Inspection →
1. Vascular a. - gangrene ✓
 2. ulcer (heat, pain, redness) ✓
 3. tissue loss ✓
 4. deformity ✓
 5. trophic change (hair loss, brittle nails, ~~scalding~~ thin skin, ~~artery~~) ✓
 6. chronic V. insufficiency (edema, dilated vein swelling, redness) ✓
 7. scar

2. Neuro: - deformity ✓
- muscle wasting ✓

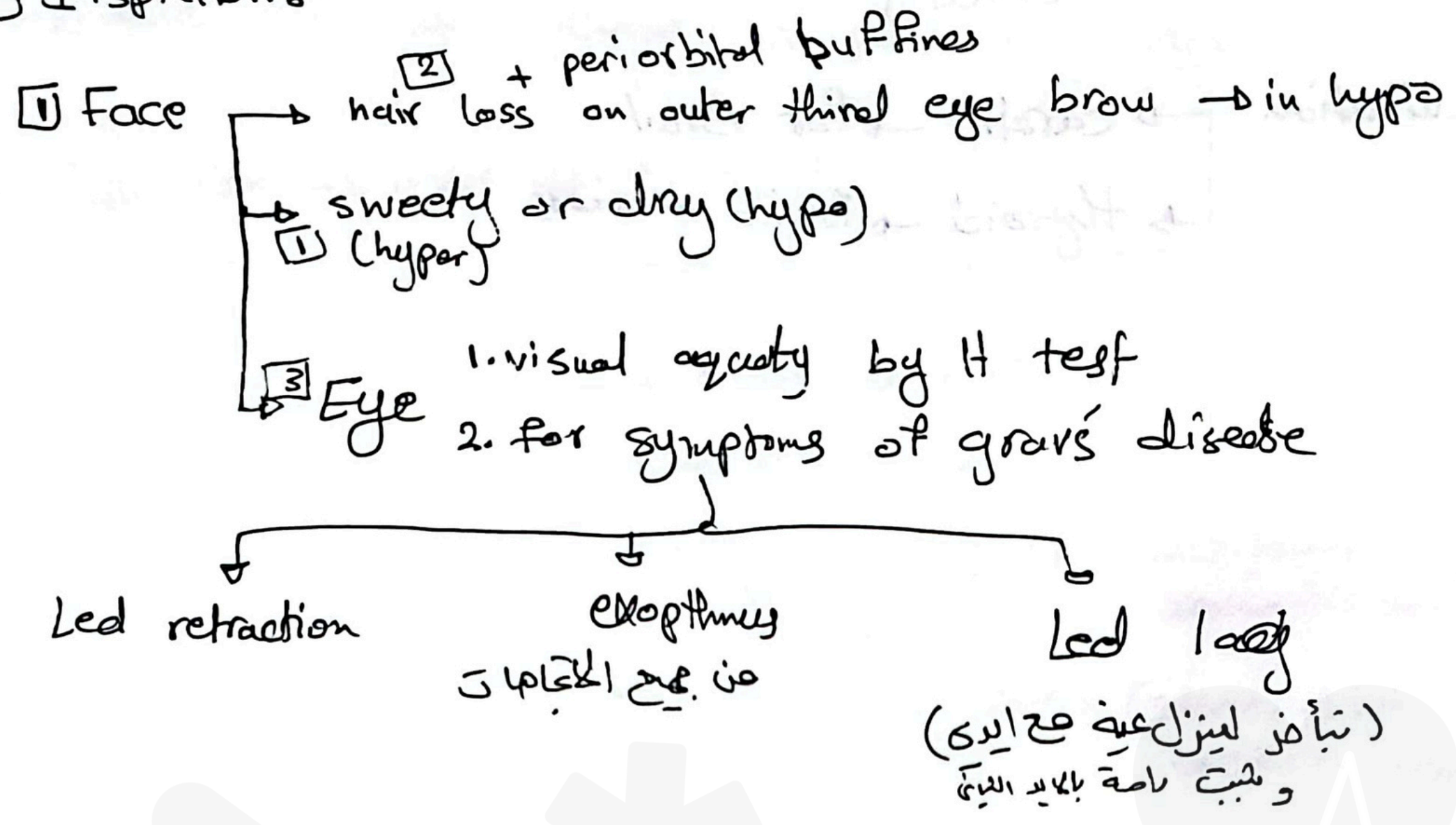
- 2) Palpation:
1. temperature by dorsum ✓
 2. capillary refill 1 big toe ✓
 3. pulse → dorsals pedis, posterior tibial, posterior popliteal (femoral 20 auscult) ✓
 4. sensation ✓

⇒ Burger test ↑ heel, 45°, 1-2 m → pollen → then leg pain positive ✓

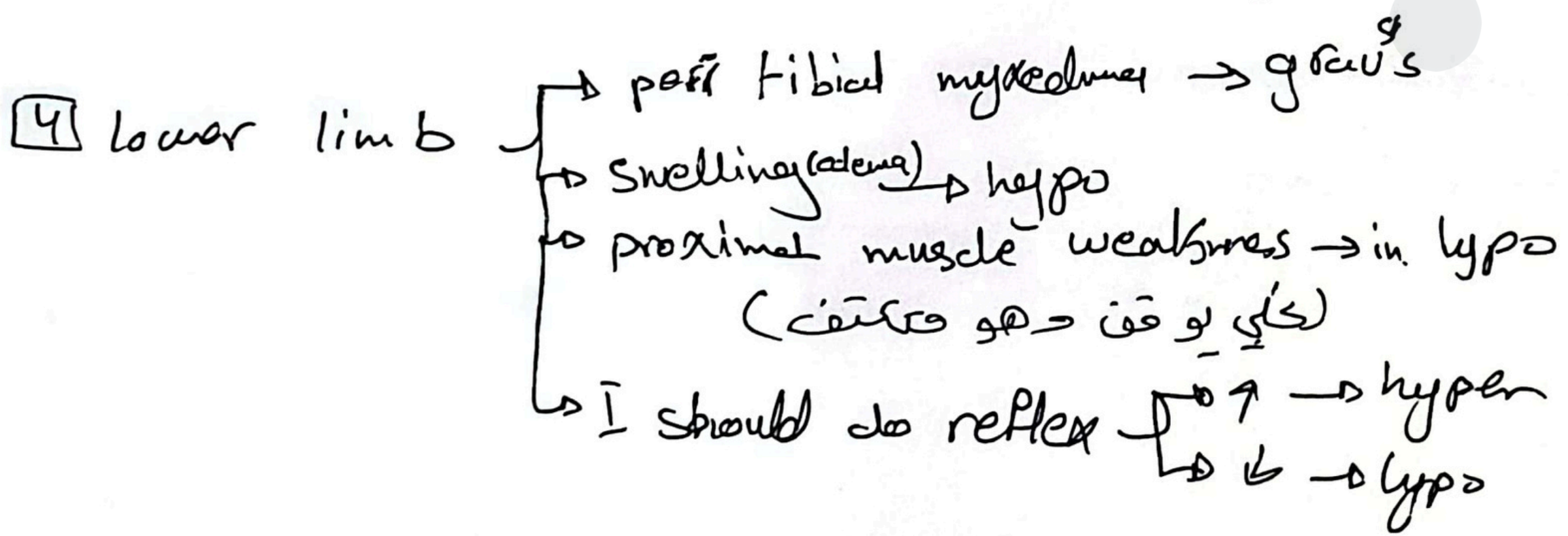
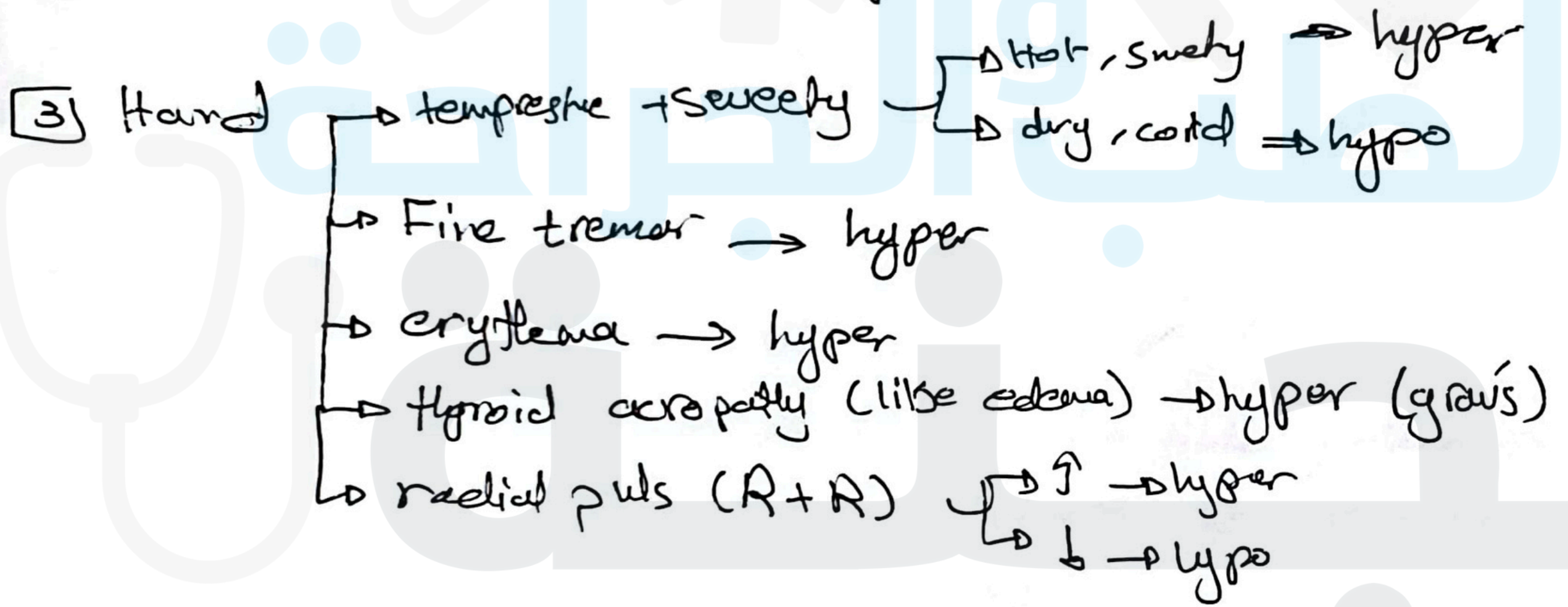
⇒ Ankle: - Brachid ~~test~~ Index Koc absent ✓

- 3) Auscultation
- ↳ Bruit on iliac
 - ↳ femoral
 - ↳ abdominal a. art

(A) Inspection :-



2) Neck → like neck inspection



(B) palpation :

1. tracheal deviation → (يبلع و يبلع لسانه) + → No hoarseness or tenderness
2. thyroid
3. L.N (cell)

~~XXXXXXXXXXXXXXXXXXXXXXXXXXXX~~

[3] Percussion - on sinub/nerve → dull/s → mass

[4] Auscultation
↳ carotid → for Bruit
↳ thyroid → Bruit or mass