

بِسْمِ اللَّهِ الرَّحْمَنِ الرَّحِيمِ

Family medicine archive

Done by : Eiman Alrfou

Introduction

Mention four skills of family medicine

Communication skills

Preventive skills

Therapeutic skills

Resource management skills

Diabetes mellitus

45 diabetic patient take sulfonylurea and SGLT2I complain from hypoglycemic attack

What is the cause of hypoglycemic attack

Take Sulfonylurea

Give two benefits of SGLT1

Cardioprotective

Used in CKD patient and not cause hypoglycemic attack

Dyspepsia

55 patient male complain from retrosternal pain relieved by antacid and there is no finding in history or clinical exam

What is the DDX

GERD

What is the next step to do

H. Pylori test

Fatigue

adult female complaining of fatigue for 3 months and complain from snoring and difficulty in sleeping

What is the most likely diagnosis

Obstructive sleep apnea

Headache

21 female patient complain from headache with episode of nausea and vomiting with photophobia

What is the DDX

Migraine with aura

Mention two abortive treatment

NASIDS

Ergotamine

Osteoporosis

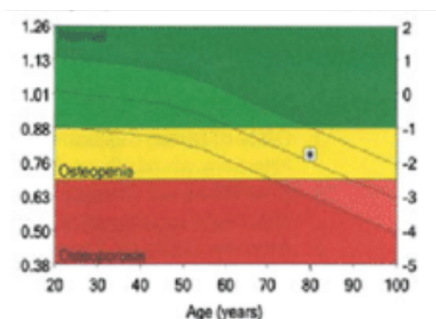
According to this figure

What is the diagnosis

Osteopenia

What is the T score value

-2.3



Regione	BMD (g/cm ³)	Densitometria		BMC (g)	Area (cm ²)
		GA T-score	PE Z-score		
L1	1,103	-0,2	0,2	16,25	14,74
L2	1,337	1,1	1,6	18,96	14,18
L3	1,338	1,2	1,6	19,18	14,33
L4	1,180	-0,1	0,3	22,11	18,74
L1-L2	1,218	-0,4	0,9	35,22	28,92
L1-L3	1,258	0,7	1,2	54,40	43,26
L1-L4	1,234	0,5	0,9	76,51	62,00
L2-L3	1,338	1,1	1,6	38,15	28,52
L2-L4	1,275	0,6	1,1	60,26	47,26
L3-L4	1,249	0,4	0,8	41,30	33,07

مش نفس الجدول

Chest pain

43 years old patient complain from retrosternal pain last 10 min with walking and relieved by rest

What is the name of this score

Murberg heart score

What is the most likely DDX

Stable angina

Female ≥ 65 years or male ≥ 55 years	No 0	Yes +1
Known CAD, CVD, PAD	No 0	Yes +1
Pain worse with exercise	No 0	Yes +1
Pain reproducible with palpation	No +1	Yes 0
The patient assumes pain is cardiac.	No 0	Yes +1
Interpretation:		
0-1	Low risk	
2-3	Moderate risk	
4-5	High risk	

Geriatric

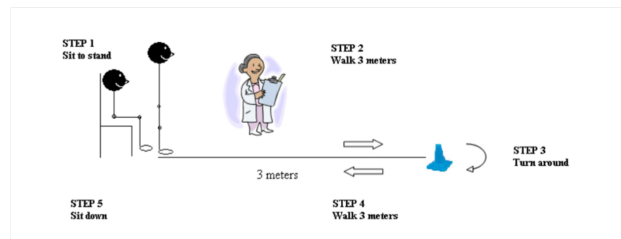
What is the name of this test

Time up and go / get up and go test

How to prevent geriatric patient from the risk of fall (two points)

exercise and physical therapy

Vit D supplementation



Adult

55 year old patient do the test in this image

If this test positive what is the next step

Do colonoscopy

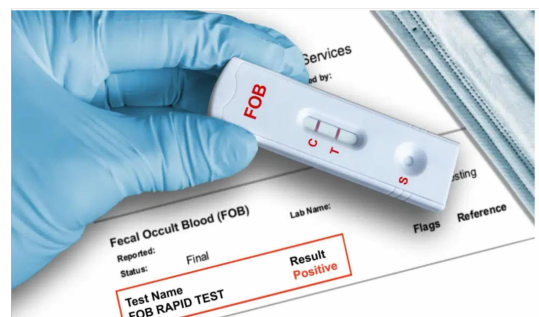
Mention four vaccines given to this patient

Influenza

Tdap

Covid 19

Pneumococcal poly and conjugate



Hypertension

45 years age, DM, risk for CVD 5% and blood pressure reading 130/80

Mention two point suspected secondary cause of hypertention

- Age less than 30 years in nonobese patients with a negative family history of hypertension.

Age of onset before puberty

According to AHA/ACC 2017 when to initiate the pharmacological treatment

The CVD risk less than 10% so the goal of blood pressure less than 130/80 and start pharmacological on more than 140/90

Abdominal pain

Patient complain from epigastric pain with nausea and vomiting

Give me four DDX for this pain

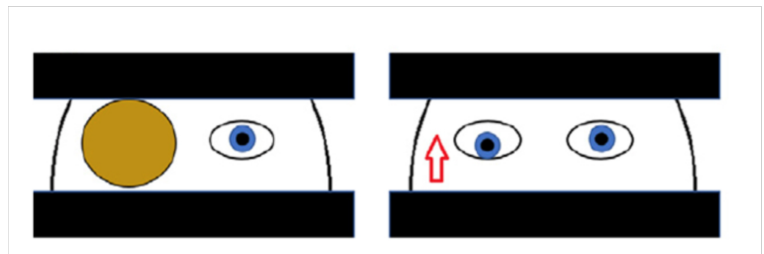
Epigastric hernia Pancreatitis Stomach ulcer Heart burn / indigestion

Dizziness

What is the name of this test

Test of skew

What is the result mean



There is the central cause of vertigo

Dislipidemia

45 Dm patient the ASCVD was 10% LDL 160

What is the management of this case

Moderate intensity statin with life style modification

Mention four life style management the patient can do

- Physical Activity
 - Smoking cessation
 - Weight Loss
 - Dietary modification
-

URTI

4 years old child complain from fever, rhinorrhea and barking like cough

What is the DDX

Croup

What is the most effective pharmacological treatment

Dexamethazone and inhaled corticosteroid
